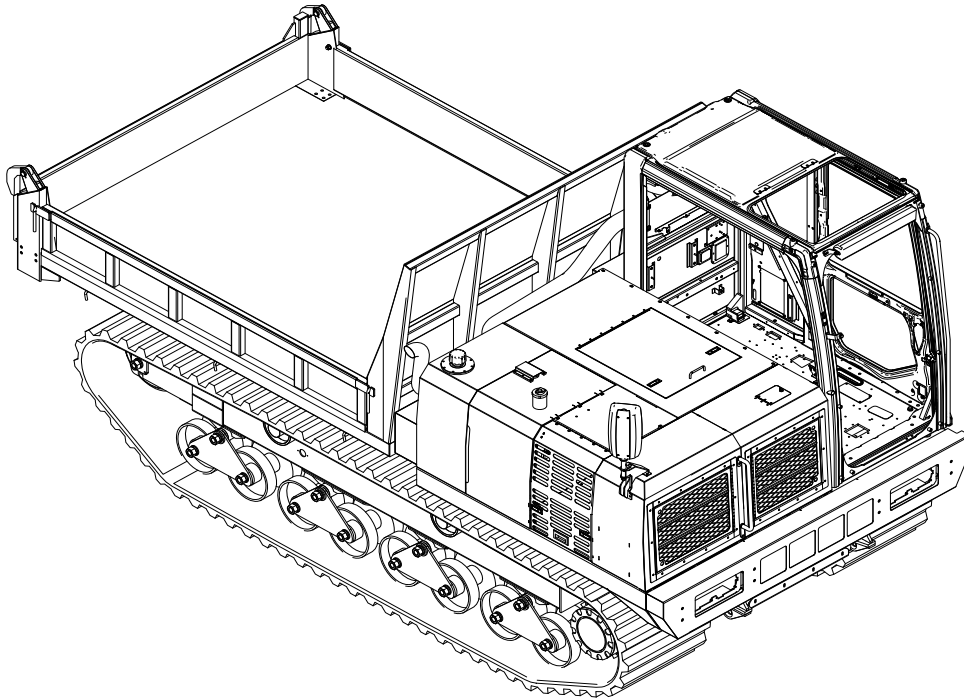

PARTS LIST

MST-1500VD - TIER4
MST-1500VDL - TIER4
RUBBER CRAWLER CARRIER



MOROOKA

Serial No. MST-1500VD A1505001 AND UP
Serial No. MST-1500VDL AS1507001 AND UP

LIST OF FIGURES

Figure	Title	Page
01-01	ENGINE (SHEET 1 OF 2)	01-3
01-01	ENGINE (SHEET 2 OF 2)	01-4
01-02	HEATER HOSE	01-6
01-03	DEF TANK	01-8
01-04	AIR INTAKE ASSEMBLY	01-10
01-05	FUEL LINES	01-12
01-06	AFTER TREATMENT	01-16
01-07	OIL FILL & DIPSTICK	01-18
02-01	FRAME AND PLATFORM	02-2
02-02	HOOD	02-6
02-03	OIL COOLER COVER	02-8
02-04	BATTERY COVER	02-10
02-05	FUEL TANK ASSEMBLY	02-12
02-06	HYDRAULIC TANK ASSEMBLY	02-14
02-07	ENGINE COVER	02-18
02-08	WIRE COVER	02-20
02-09	FRAME AND PLATFORM (VDL ONLY)	02-22
03-01	MOUNTING GP-PLATFORM. PO 332-4978	03-2
03-02	SUPPORT GP-SEAT. PO 305-0449	03-4
03-03	SEAT BELT GP-SEAT. PO 440-9256	03-6
03-04	SEAT AND MOUNTING GP	03-8
03-05	SEAT GP-SUSPENSION. PO 316-8881	03-10
03-06	SEAT GP-HIGH BACK. PO 316-8882	03-12
03-07	SUSPENSION GP-SEAT-MECHANICAL	03-14
03-08	DUCT GP-CAB AIR	03-16
03-09	FRAME GP-AIR FILTER-CAB	03-18
03-10	RADIO GP-AM/FM	03-20
03-11	PANEL GP-SWITCH-ENGINE SPEED, START	03-22
03-12	PANEL GP-SWITCH-ENGINE START	03-24
03-13	SWITCH GP-START	03-26
03-14	WIPER GP-WINDOW-UPPER	03-28
03-15	WIRING GP-CAB-ROOF	03-30
03-16	WIRING GP-CONVERTER	03-34
03-17	PLATFORM GP-OPERATOR	03-36
03-18	HATCH GP-ROOF	03-38
03-19	HATCH GP-ROOF	03-40

LIST OF FIGURES (Continued)

Figure	Title	Page
03-20	MOUNTING GP-ROPS	03-42
03-21	LINES GP-WINDOW WASHER	03-44
03-22	LINES GP-WINDOW WASHER	03-46
03-23	CAB GP	03-48
03-24	COVER GP-CAB	03-50
03-25	CAB GP	03-52
03-26	BRACKET GP-MOUNTING	03-54
03-27	CAB GP-INTERIOR	03-56
03-28	COVER GP-CAB-REAR	03-58
03-29	COVER GP-CONSOLE-WIPER MOTOR	03-60
03-30	COVER GP-CAB-RH	03-62
03-31	DOOR GP-CAB-PARTIAL	03-64
03-32	SPACER-RUBBER	03-68
03-33	LATCH GP-WINDOW	03-70
03-34	CAB GP-EXTERIOR (SHEET 1 OF 2)	03-73
03-34	CAB GP-EXTERIOR (SHEET 2 OF 2)	03-74
03-35	MIRROR GP-REAR VIEW	03-78
03-36	LEVER GP-CAB DOOR	03-80
03-37	LEVER GP-CAB DOOR	03-82
03-38	COVER GP-CAB-EXTERIOR	03-84
03-39	BRACKET GP-MOUNTING-MIRROR	03-86
03-40	COVER GP-CAB	03-88
03-41	DOOR GP-CAB-PARTIAL	03-90
03-42	FUSE BOX	03-94
03-43	LIGHT BAR (OPTIONAL EQUIPMENT)	03-96
03-44	WINDOW GP-CAB-FRONT, UPPER	03-98
03-45	WINDOW GP-CAB-FRONT, UPPER	03-100
03-46	STRIKER GP-LATCH-WINDOW	03-102
03-47	WINDOW GP-CAB-FRONT, REAR, SIDE	03-104
03-48	AIR CONDITIONER AND MOUNTING GP	03-106
03-49	AIR CONDITIONER GP (SHEET 1 OF 2)	03-109
03-49	AIR CONDITIONER GP (SHEET 2 OF 2)	03-110
03-50	FOOTREST GP	03-114
03-51	CONSOLE GP-OPR	03-116
03-52	CONSOLE GP-OPERATOR-RH	03-118
03-53	ARMREST GP-RH	03-120

LIST OF FIGURES (Continued)

Figure	Title	Page
03-54	ARMREST GP	03-122
04-01	A/C SYSTEM	04-2
05-01	TENSIONER ASSEMBLY	05-2
05-02	ROLLERS, PLANETARY GEAR	05-4
05-03	SKID PLATE	05-6
05-04	CHASSIS STEP	05-8
05-05	BUMPER STEP	05-10
06-01	MAIN PUMPS	06-2
06-02	HYDRAULIC PUMP LINES	06-4
06-03	DUMP LINES	06-8
06-04	OIL COOLER LINES	06-12
06-05	TRAVEL MOTOR LINES	06-16
06-06	FILTERED LINES (VDL ONLY)	06-18
07-01	DUMP BED	07-2
08-01	BRANCH HARNESS	08-2
08-02	ECM HARNESS	08-4
08-03	FWD HARNESS	08-6
08-04	HYD HARNESS	08-8
08-05	BATTERY CABLES	08-10
08-06	DAIKIN HARNESS	08-14
08-07	HORN, BACKUP ALARM AND BACKUP CAMERA	08-16
09-01	DECALS	09-2
	NUMERICAL INDEX	Index-1

THIS PAGE INTENTIONALLY LEFT BLANK

THIS PAGE INTENTIONALLY LEFT BLANK

THIS PAGE INTENTIONALLY LEFT BLANK

FIGURE 01-01 ENGINE (SHEET 1 OF 2)

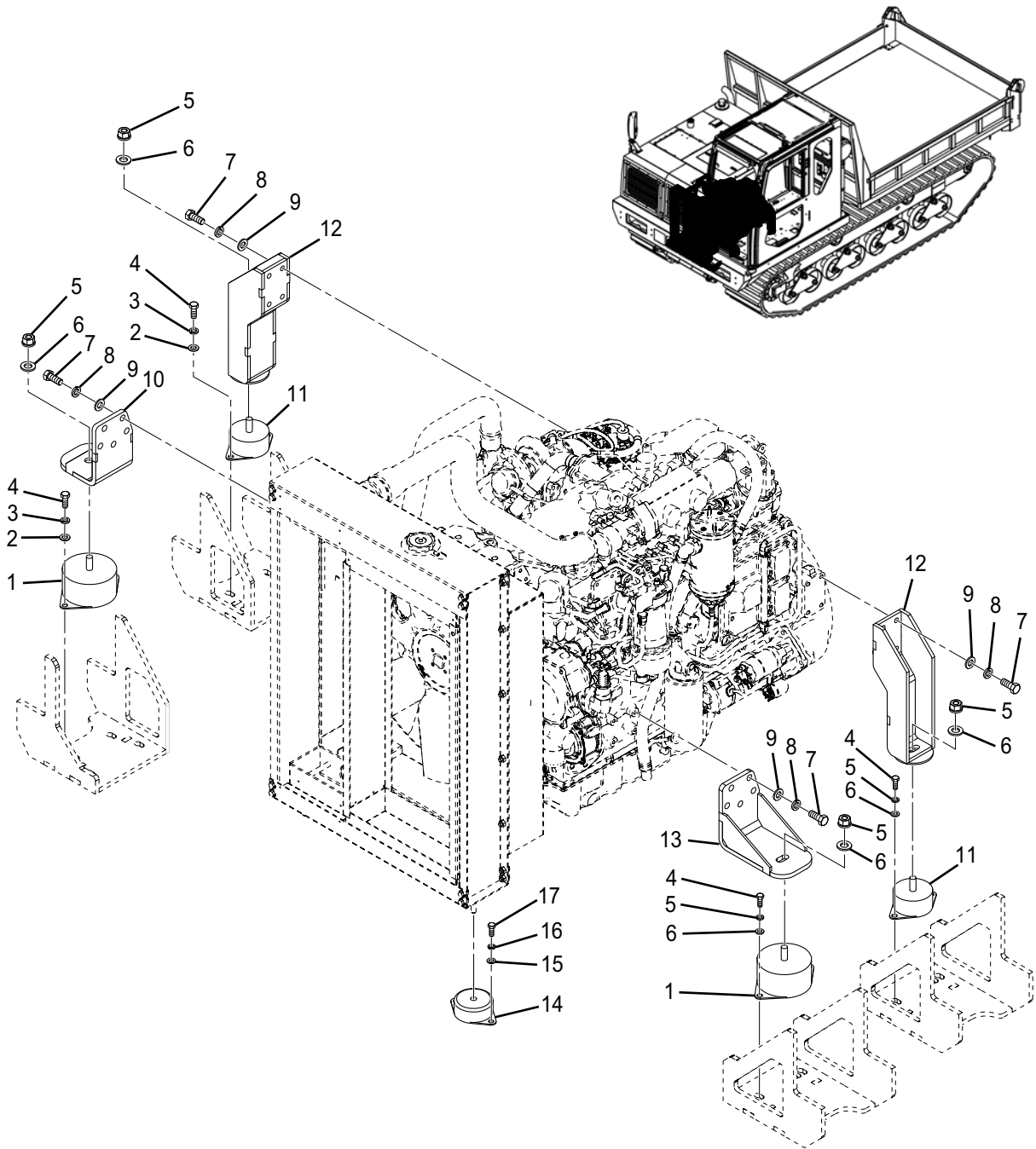
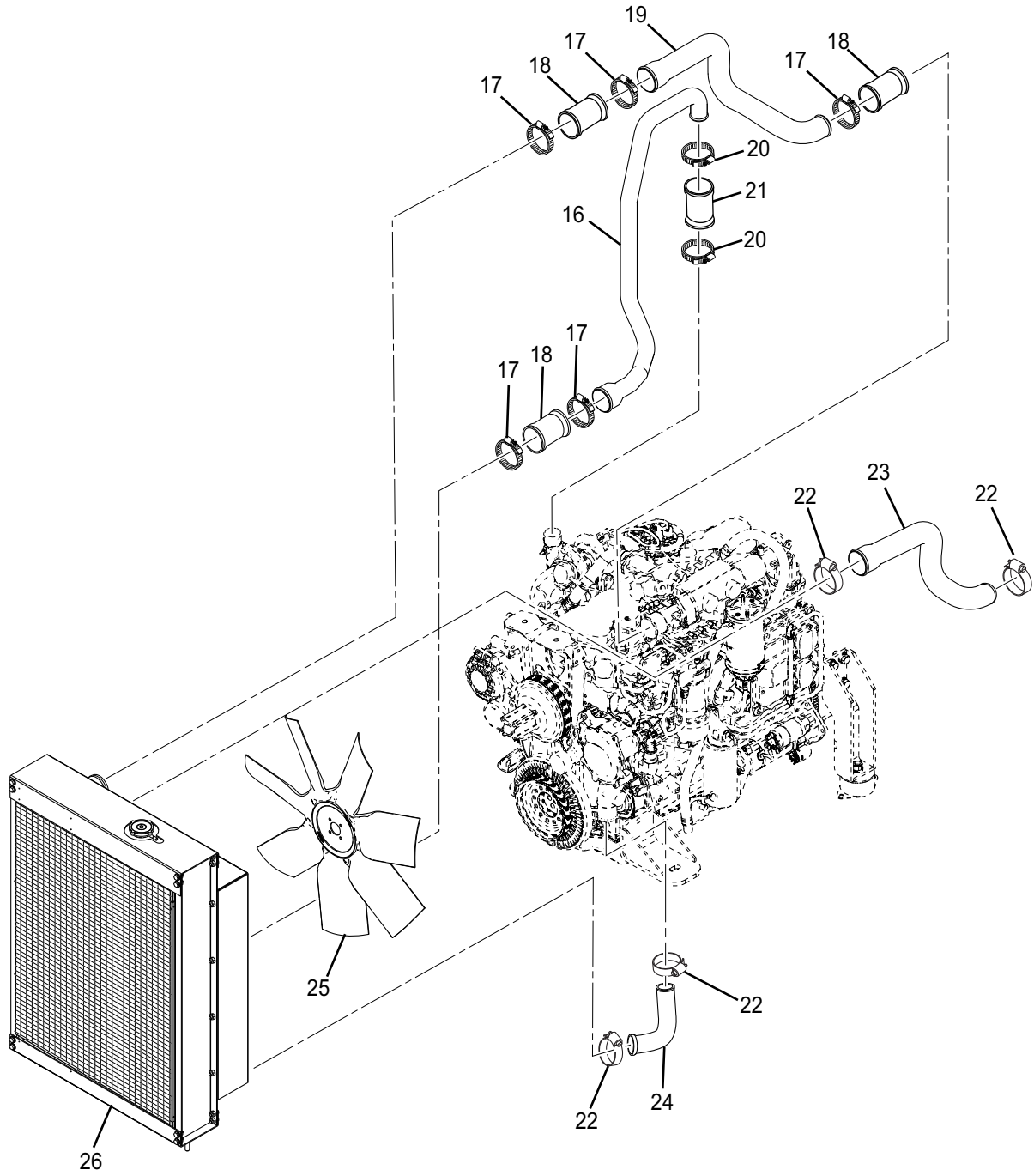


FIGURE 01-01 ENGINE (SHEET 2 OF 2)

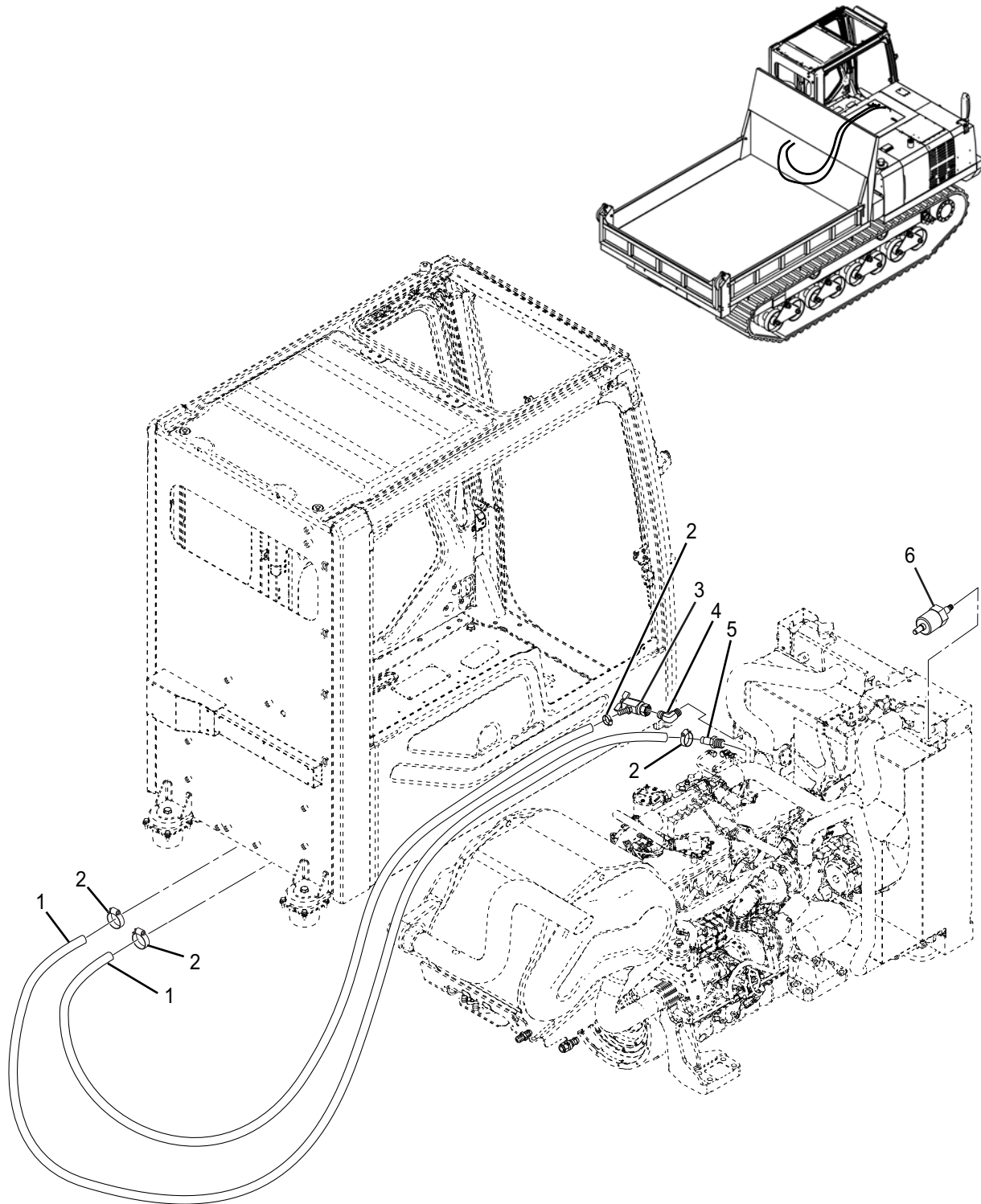


Refer to CAT manuals for engine and DEF breakdown information.

TABLE FOR FIGURE 01-01:

INDEX	PART NO.	DESCRIPTION	QTY	SERIAL NO.
1	1-39110-1210	FRONT CUSHION	2	
2	0-1140-31232	M12 WASHER	16	
3	0-1100-31230	M12 LOCK WASHER	16	
4	0-1000-31235	M12 X 35 HEX BOLT	12	
5	0-1200-31613	M16 NUT	20	
6	0-1140-31645	M16 WASHER	20	
7	0-1000-31640	M16 X 40 HEX BOLT	20	
8	0-1100-31640	M16 LOCK WASHER	20	
9	A-03611-197	FRONT MOUNT RH	1	
10	1-18110-1110	REAR CUSHION	2	
11	A-03611-192	REAR MOUNT ADAPTER	2	
12	A-03611-700	ENGINE CAT C7.1 T4 225HP	1	
13	A-03611-193	BRACKET, FRONT MOUNT	1	
14	0-1200-31210	M12 NUT	4	
15	A-03614-750	RADIATOR CUSHION	2	
16	A-03614-122	PIPE LOWER	1	
17	8T-4984	HOSE CLAMP	8	
18	358-7578	HOSE	3	
19	A-03614-121	PIPE UPPER	1	
20	8T-6703	CLAMP	2	
21	423-6203	HOSE	1	
22	324-3528	CLAMP	4	
23	422-2552	UPPER HOSE	1	
24	372-4483	LOWER HOSE	1	
25	A-03614-120	FAN	1	
26	A-03614-700	RADIATOR	1	

FIGURE 01-02 HEATER HOSE

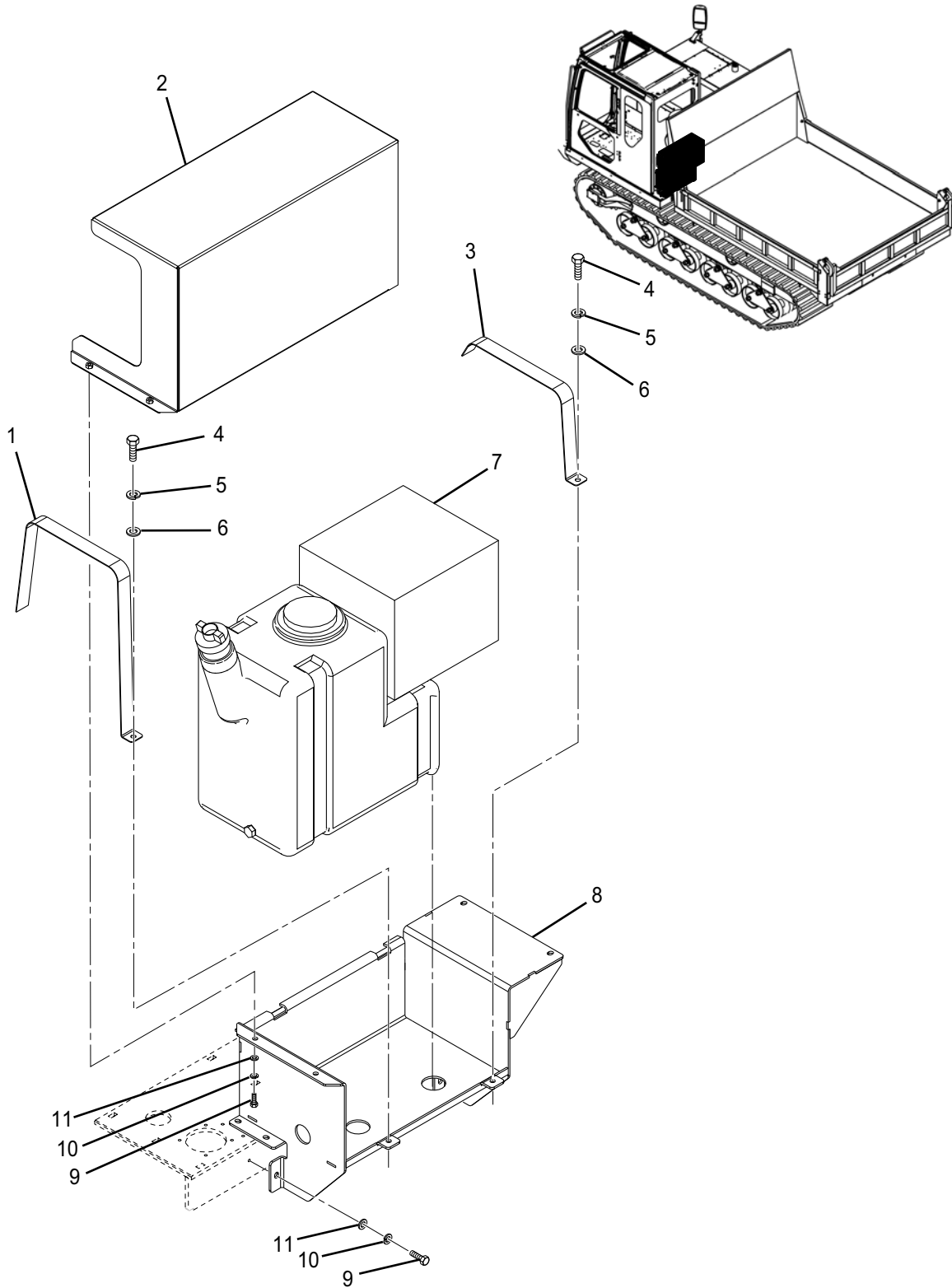


Refer to CAT manuals for engine and DEF breakdown information.

TABLE FOR FIGURE 01-02:

INDEX	PART NO.	DESCRIPTION	QTY	SERIAL NO.
1	A-04291-700	HOSE	2	
2	A-04291-704	HOSE CLAMP	4	
3	211273A	WATER VALVE	1	
4	5502-08-06	STREET ELBOW	1	
5	4404-10-08	BEADED MALE CONNECTOR	1	
6	430-9449	WATER LEVEL SENSOR	1	

FIGURE 01-03 DEF TANK

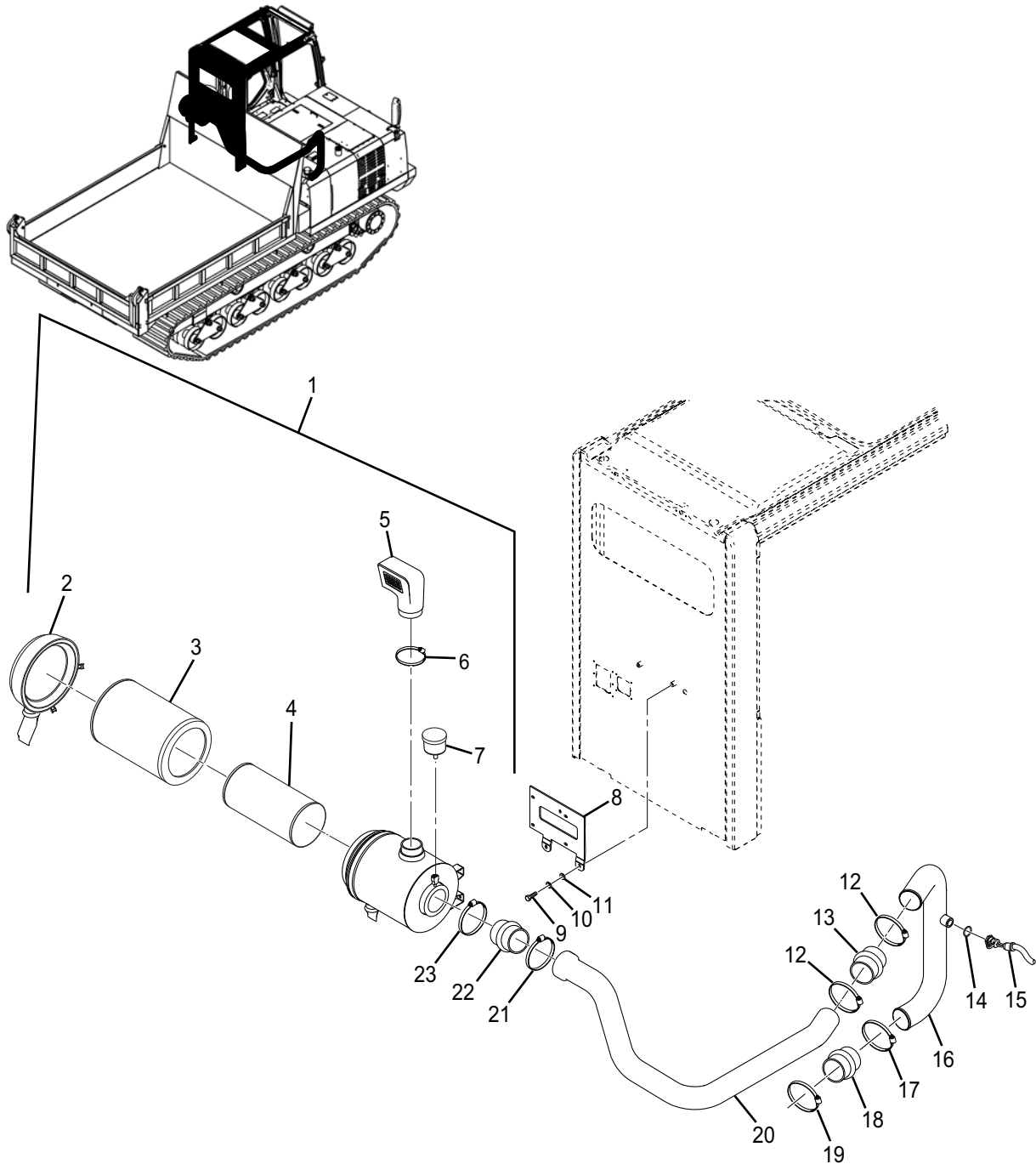


Refer to CAT manuals for engine and DEF breakdown information.

TABLE FOR FIGURE 01-03:

INDEX	PART NO.	DESCRIPTION	QTY	SERIAL NO.
1	A-04217-120	TANK STRAP LONG	1	
2	A-04217-200	TANK COVER UPPER	1	
3	A-04217-121	TANK STRAP SHORT	1	
4	0-1000-00820	M8 X 20 HEX BOLT	2	
5	0-1100-00820	M8 LOCK WASHER	2	
6	0-1120-00816	M8 WASHER	2	
7	389-2688	DEF TANK ASSEMBLY	1	
8	A-04217-112	TANK COVER LOWER	1	
9	0-1000-01030	M10 X 30 HEX BOLT	6	
10	0-1100-01025	M10 LOCK WASHER	6	
11	0-1120-01020	M10 WASHER	6	

FIGURE 01-04 AIR INTAKE ASSEMBLY

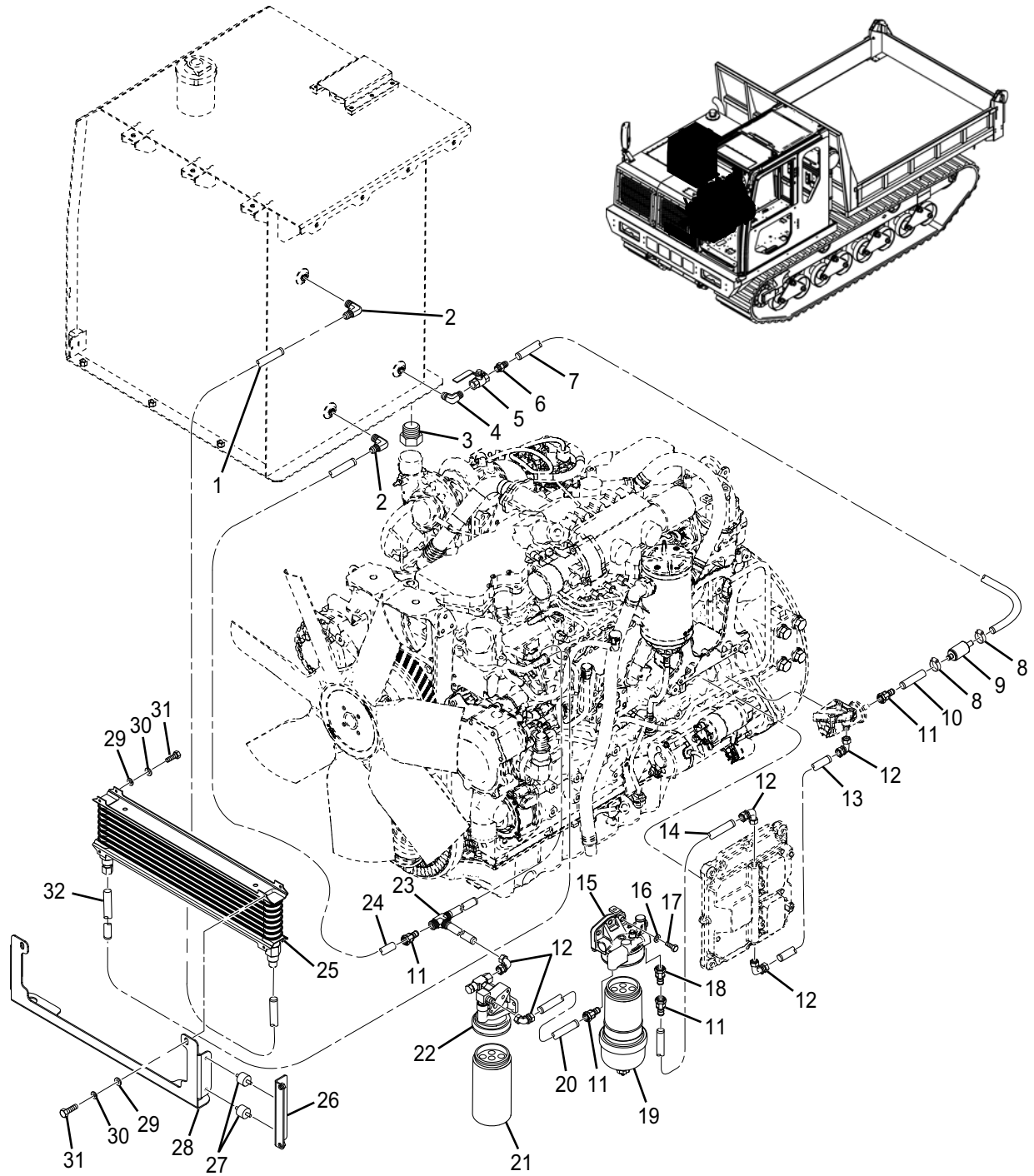


Refer to CAT manuals for engine and DEF breakdown information.

TABLE FOR FIGURE 01-04:

INDEX	PART NO.	DESCRIPTION	QTY	SERIAL NO.
1	289-2347	AIR FILTER ASSEMBLY	1	
2	289-2360	•CAP	1	
3	289-2348	•OUTER ELEMENT	1	
4	289-2349	•INNER ELEMENT	1	
5	H001660	•AIR RAM	1	
6	840-600	•CLAMP 6	1	
7	252-9208	•DUST INDICATOR	1	
8	A-03612-123	AIR FILTER BRACKET	1	
9	0-1000-01025	M10 X 25 HEX BOLT	3	
10	0-1100-01025	M10 LOCK WASHER	3	
11	0-1120-01020	M10 WASHER	3	
12	840-450	CLAMP 4-1/2	2	
13	A-03612-700	PIPE BELLOW	1	
14	228-7103	O-RING	1	
15	256-6454	AIR TEMP SENSOR	1	
16	A-03612-119	INTAKE PIPE	1	
17	276-6740	CLAMP	1	
18	A-03612-701	PIPE BELLOW	1	
19	209-4588	CLAMP	1	
20	A-03612-200	INTAKE PIPE	1	
21	840-500	CLAMP	1	
22	A-03612-702	PIPE BELLOW	1	
23	293-0597	CLAMP	1	

FIGURE 01-05 FUEL LINES



Refer to CAT manuals for engine and DEF breakdown information.

TABLE FOR FIGURE 01-05:

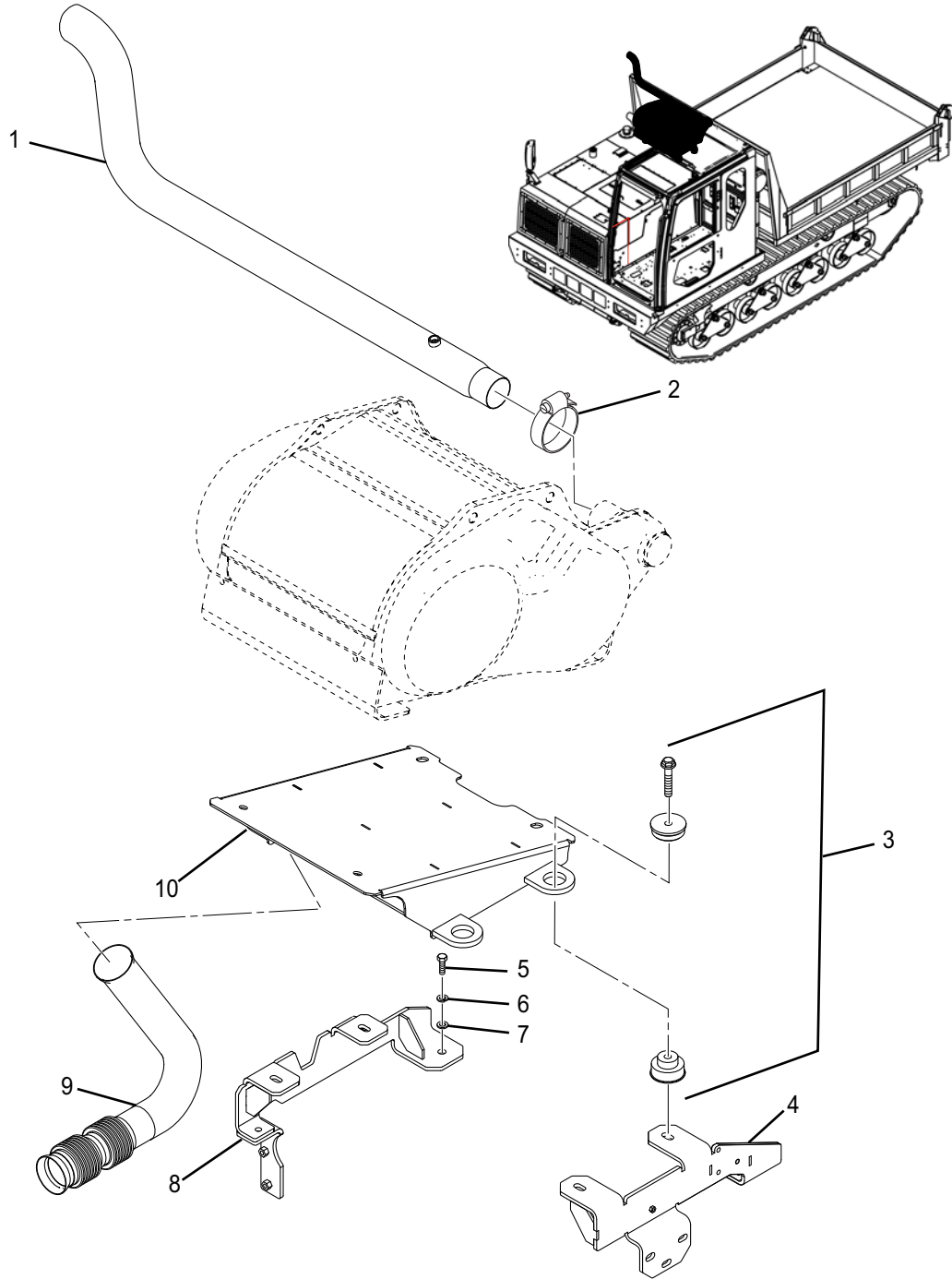
INDEX	PART NO.	DESCRIPTION	QTY	SERIAL NO.
1	A-03615-802	FUEL HOSE	1	
2	2501-06-06	ELBOW	2	
3	5406-HP-08	DRAIN PLUG	1	
4	5500-06-06-FG	ELBOW	1	
5	2BLV2006F	SHUT OFF VALVE	1	
6	2404-08-06	CONNECTOR	1	
7	A-03615-801	FUEL HOSE	1	
8	A-04215-706	HOSE CLAMP	2	
9	384-8512	INLINE FILTER	1	
10	A-04215-803	FUEL HOSE	1	
11	A-04315-820	CONNECTOR	5	
12	A-04315-829	CONNECTOR	5	
13	A-04215-804	FUEL HOSE	1	
14	A-04215-805	FUEL HOSE	1	
15	368-3976	FILTER HEAD, FUEL/WATER SEPARATOR	1	
16	0-1120-01020	M10 WASHER	3	
17	0-1000-01025	M10 X 25 HEX BOLT	3	
18	A-04315-850	CONNECTOR	1	
19	360-8959	FILTER, FUEL/WATER SEPARATOR ELEMENT	1	
20	A-04215-806	FUEL HOSE	1	
21	360-8960	FUEL FILTER ELEMENT	1	
22	360-8958	FILTER HEAD	1	
23	383-3479	HOSE WITH TEE	1	
24	A-03615-811	FUEL HOSE	1	
25	363-2712	FUEL COOLER	1	

TABLE FOR FIGURE 01-05: (Cont.)

INDEX	PART NO.	DESCRIPTION	QTY	SERIAL NO.
26	A-03615-212	FUEL COOLER BRACKET	2	
27	A-03615-701	ISOLATOR (DAMPING SANDWICH)	4	
28	A-03615-211	FUEL COOLER MOUNT PLATE	1	
29	0-1120-00816	M8 WASHER	4	
30	0-1100-00820	M8 LOCK WASHER	4	
31	0-1000-00835	M8 X 35 HEX BOLT	4	
32	A-03615-810	HOSE	1	

THIS PAGE INTENTIONALLY LEFT BLANK

FIGURE 01-06 AFTER TREATMENT

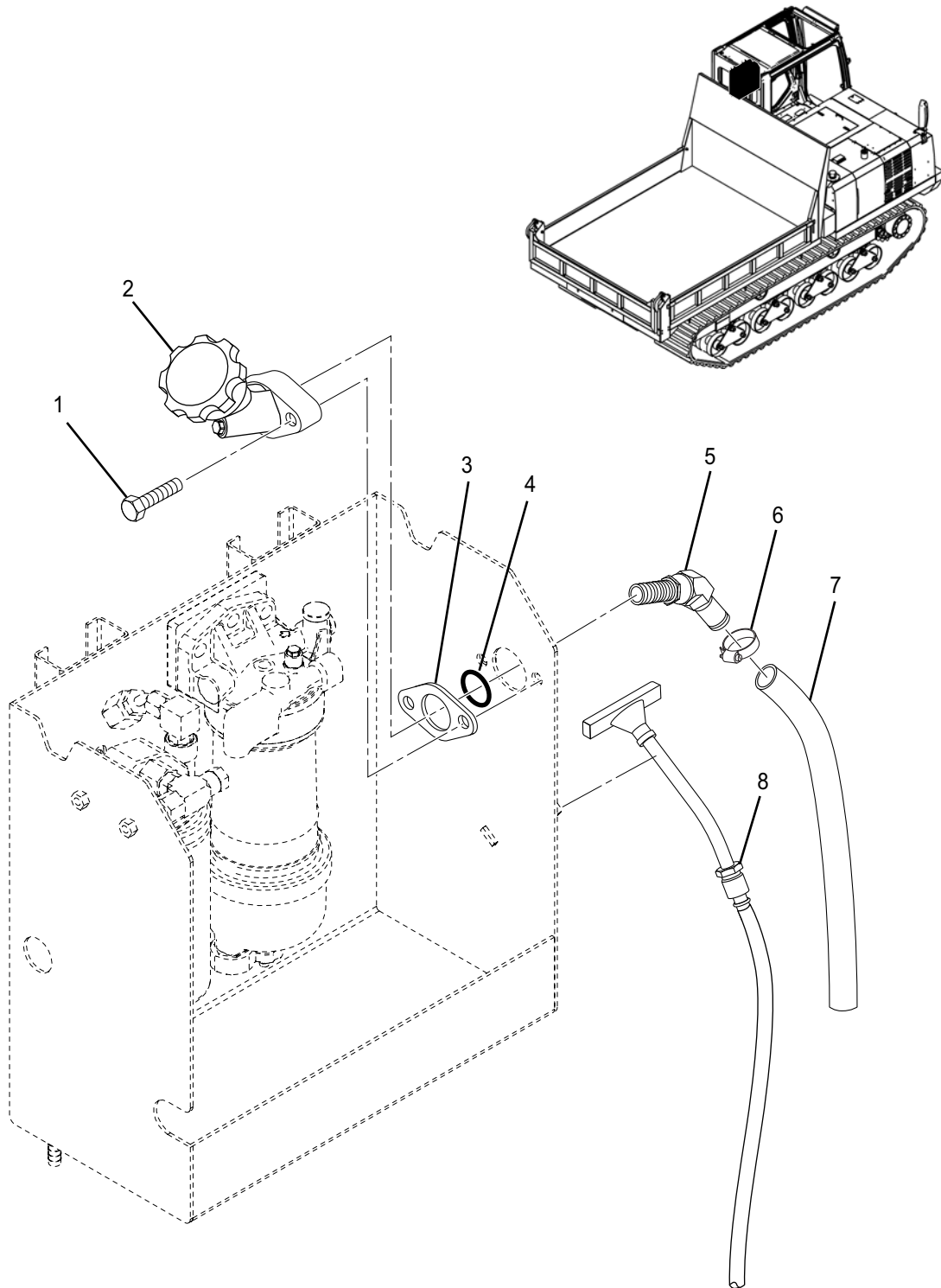


Refer to CAT manuals for engine and DEF breakdown information.

TABLE FOR FIGURE 01-06:

INDEX	PART NO.	DESCRIPTION	QTY	SERIAL NO.
1	A-03613-113	PIPE, EXHAUST	1	
2	A-04213-701	CLAMP, EXHAUST	1	
3	341-3348	MOUNT, AFTER TREATMENT	4	
4	A-03613-109	BRACKET, AFTER TREATMENT LH	1	
5	0-1000-31640	M16 X 40 HEX BOLT	4	
6	0-1140-31645	M16 WASHER	4	
7	0-1100-31640	M16 LOCK WASHER	4	
8	A-03613-110	BRACKET, AFTER TREATMENT RH	1	
9	A-03613-165	AFTER TREATMENT CONNECTION PIPE	1	
10	A-03613-108	BRACKET, AFTER TREATMENT	1	

FIGURE 01-07 OIL FILL & DIPSTICK



Refer to CAT manuals for engine and DEF breakdown information.

TABLE FOR FIGURE 01-07:

INDEX	PART NO.	DESCRIPTION	QTY	SERIAL NO.
1	61-0260	BOLT	2	
2	462-1171	OIL FILLER	1	
3	A-04211-216	SPACER WITH GROOVE	1	
4	234-6171	O-RING	1	
5	4503-16-16	HOSE NIPPLE	1	
6	HSS20	HOSE CLAMP	2	
7	A-04211-736	HOSE	1	
8	A-04211-706	DIPSTICK	1	

THIS PAGE INTENTIONALLY LEFT BLANK

THIS PAGE INTENTIONALLY LEFT BLANK

FIGURE 02-01 FRAME AND PLATFORM

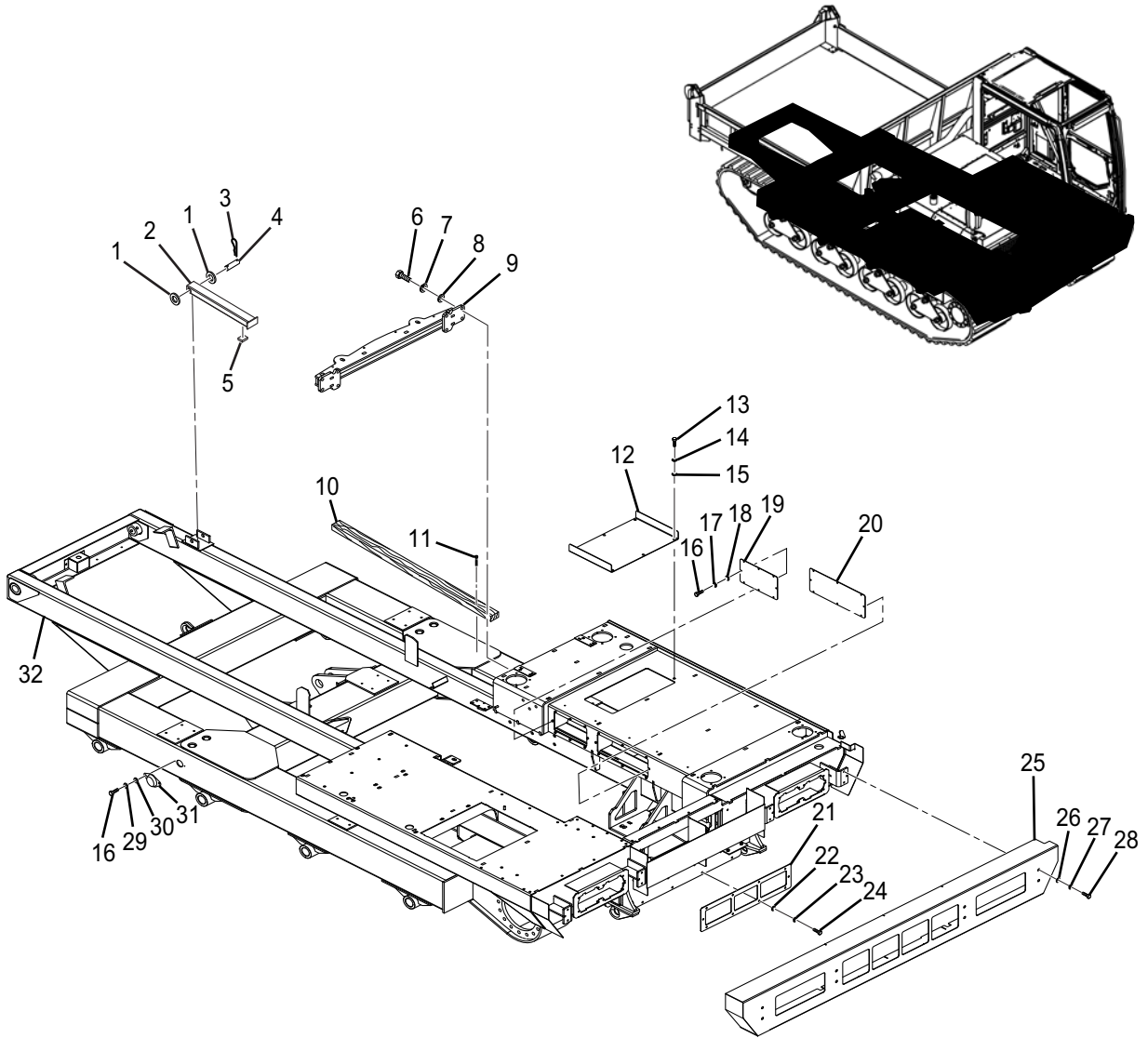


TABLE FOR FIGURE 02-01:

INDEX	PART NO.	DESCRIPTION	QTY	SERIAL NO.
1	0-1120-02032	M20 WASHER	8	
2	A-03671-101	SAFETY BAR	2	
3	0-3220-00532	COTTER PIN 5X32	4	
4	1-32710-1630	SAFETY BAR RETENTION PIN	2	
5	1-32710-1650	RUBBER CUSHION	2	
6	0-1000-31640	M16 X 40 HEX BOLT	8	
7	0-1120-31645	M16 WASHER	8	
8	0-1100-31640	M16 LOCK WASHER	8	
9	A-03651-161	FENDER BRACE	1	
10	1-55510-1240	CUSHION BLOCK	2	
11	0-1311-01000	ALLEN HEAD SCREW	6	
12	A-03651-514	AC COVER PLATE	1	
13	0-1000-00820	M8 X 20 HEX BOLT	6	
14	0-1100-00820	M8 LOCK WASHER	6	
15	0-1120-00816	M8 WASHER	6	
16	0-1000-00620	M6 X 20 HEX BOLT	16	
17	0-1120-00616	M6 WASHER	12	
18	0-1100-00615	M6 LOCK WASHER	12	
19	A-03651-516	ENGINE ACCESS PLATE 2 FRONT	1	
20	A-03651-515	ENGINE ACCESS PLATE 1	1	
21	A-04251-114	LOWER FRAME GRILLE	1	
22	0-1120-00816	M8 WASHER	10	
23	0-1100-00820	M8 LOCK WASHER	10	
24	0-1000-00825	M8 X 25 HEX BOLT	10	
25	A-03651-194	BUMPER	2	
26	0-1120-01223	M12 WASHER	8	
27	0-1100-01230	M12 LOCK WASHER	8	

TABLE FOR FIGURE 02-01: (Cont.)

INDEX	PART NO.	DESCRIPTION	QTY	SERIAL NO.
28	0-1000-01230	M12 X 30 HEX BOLT	8	
29	0-1100-00615	M6 LOCK WASHER	4	
30	0-1120-00616	M6 WASHER	4	
31	1-11510-1210	CAP	2	
32	A-03651-100	MAIN FRAME 1500VD T4	1	

THIS PAGE INTENTIONALLY LEFT BLANK

FIGURE 02-02 HOOD

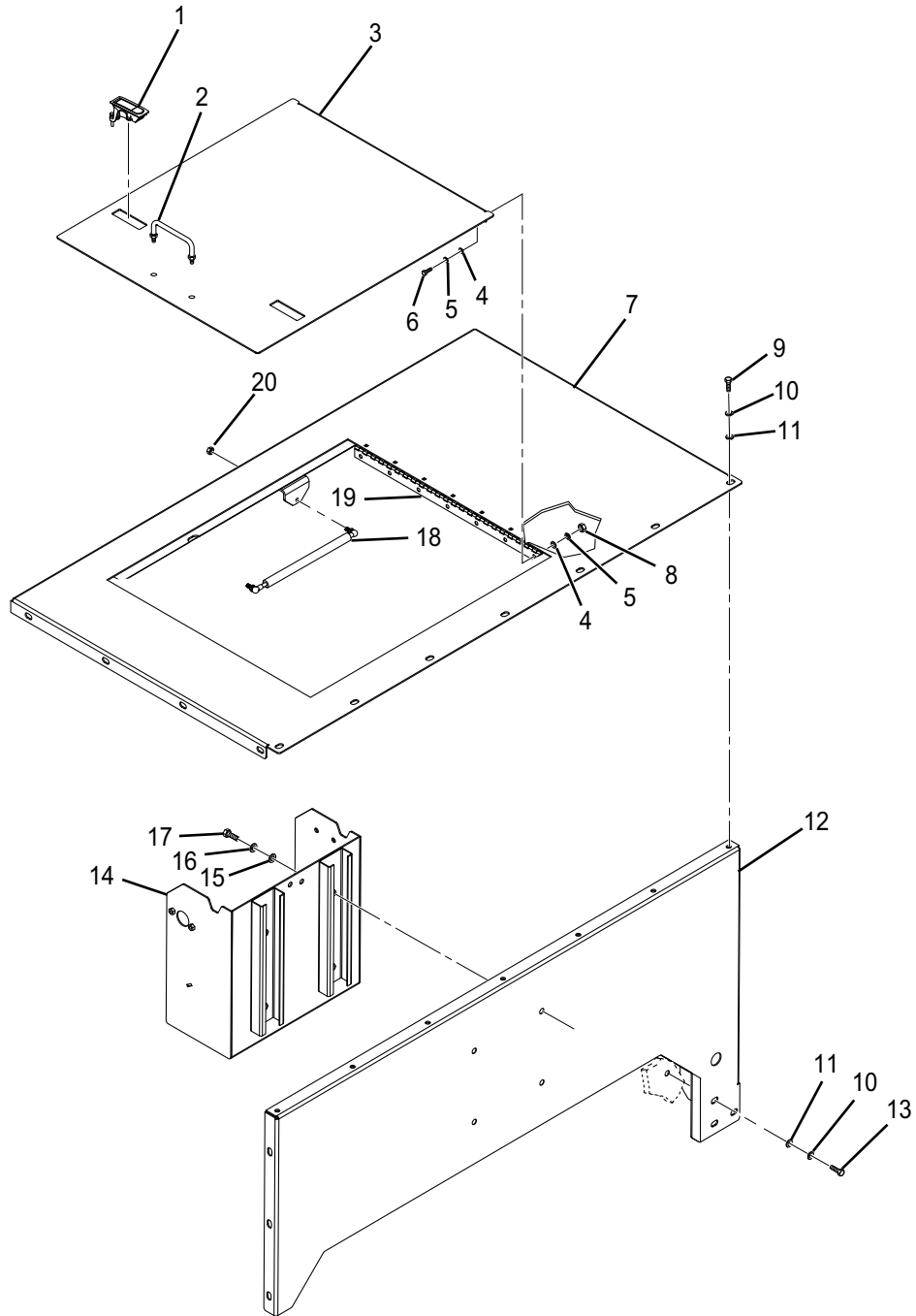


TABLE FOR FIGURE 02-02:

INDEX	PART NO.	DESCRIPTION	QTY	SERIAL NO.
1	A-04252-702	LATCH	2	
2	1-41520-1380	HANDLE	1	
3	A-03652-383	TOP DOOR	1	
4	0-1120-00616	M6 WASHER	28	
5	0-1100-00615	M6 LOCK WASHER	28	
6	0-1000-00620	M6 X 20 HEX BOLT	14	
7	A-03652-183	TOP COVER WRAP	1	
8	0-1200-00605	M6 NUT	14	
9	0-1000-00820	M8 X 20 HEX BOLT	10	
10	0-1100-00820	M8 LOCK WASHER	10	
11	0-1120-00816	M8 WASHER	10	
12	A-03652-184	SIDE PANEL	1	
13	0-1000-00825	M8 X 25 HEX BOLT	3	
14	A-03665-102	FILTER BOX	1	
16	0-1120-01020	M10 WASHER	4	
16	0-1100-01025	M10 LOCK WASHER	4	
17	0-1000-01025	M10 X 25 HEX BOLT	4	
18	A-03652-701	LIFT SUPPORT, TOP DOOR	1	
19	A-03652-612	HINGE	1	
20	A-03699-801	3/8 NYLON NUT	2	

FIGURE 02-03 OIL COOLER COVER

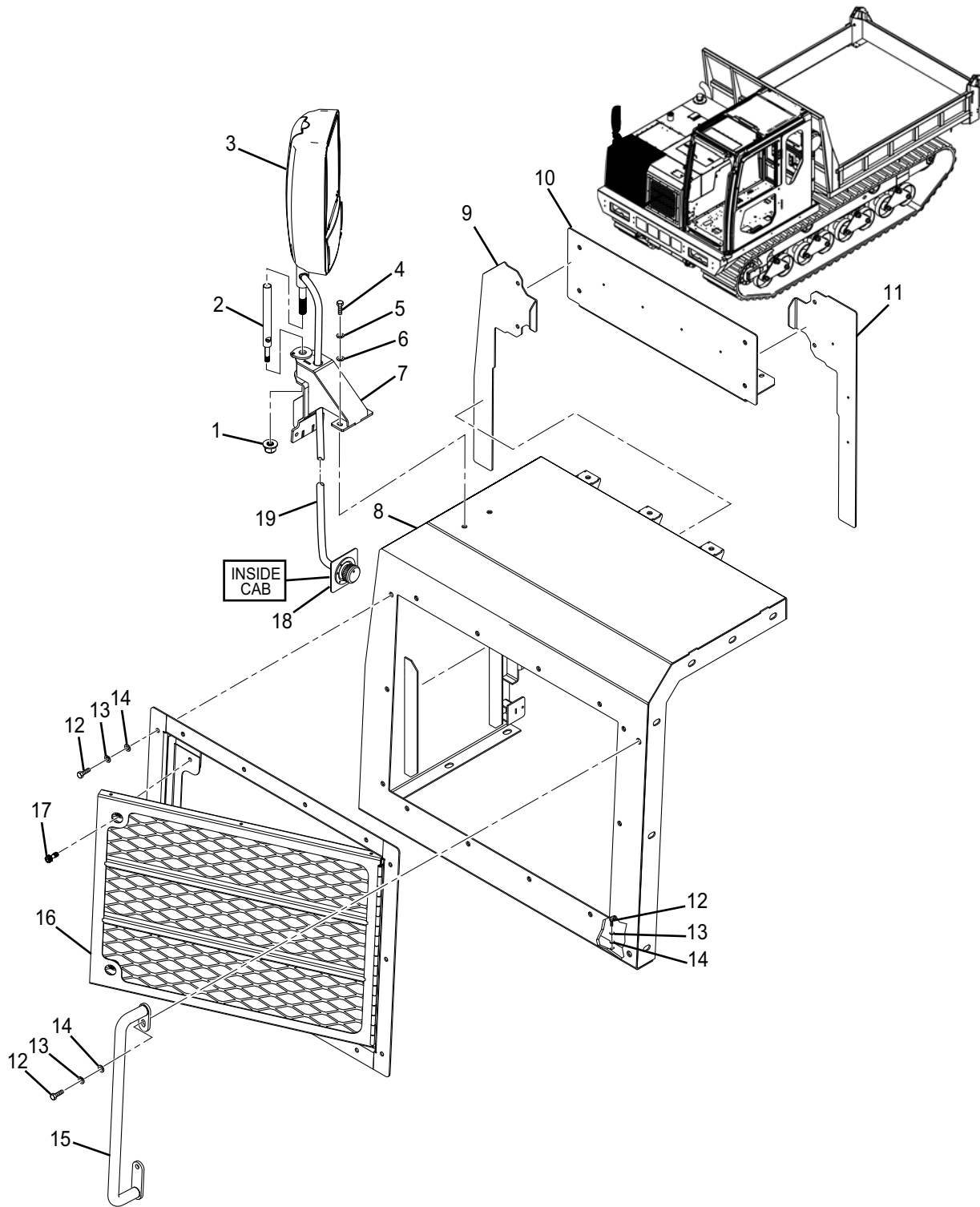


TABLE FOR FIGURE 02-03:

INDEX	PART NO.	DESCRIPTION	QTY	SERIAL NO.
1	A-04352-384	LOCKNUT, FLANGED	1	
2	A-04352-143	MIRROR STEM STR	1	
3	A-04225-700	MIRROR, DUAL LENS	1	
4	0-1000-00825	M8 X 25 HEX BOLT	4	
5	0-1100-00820	M8 LOCK WASHER	4	
6	0-1120-00816	M8 WASHER	4	
7	A-04252-118	BRACKET, MIRROR	1	
8	A-03669-189	COVER, OIL COOLER	1	
9	A-03699-212	OIL COOLER AIR DAM LH	1	
10	A-03699-211	OIL COOLER AIR DAM	1	
11	A-03699-213	OIL COOLER AIR DAM RH	1	
12	0-1000-01025	M10 X 25 HEX BOLT	28	
13	0-1120-01020	M10 WASHER	28	
14	0-1100-01025	M10 LOCK WASHER	28	
15	A-03669-151	GRAB HANDLE	1	
16	A-03669-105	OIL COOLER GRILLE	1	
17	A-04252-703	SS SCREW	2	
18	A-04225-701	MIRROR REMOTE SWITCH	1	
19	A-04225-702	HARNESS, MIRROR	1	

FIGURE 02-04 BATTERY COVER

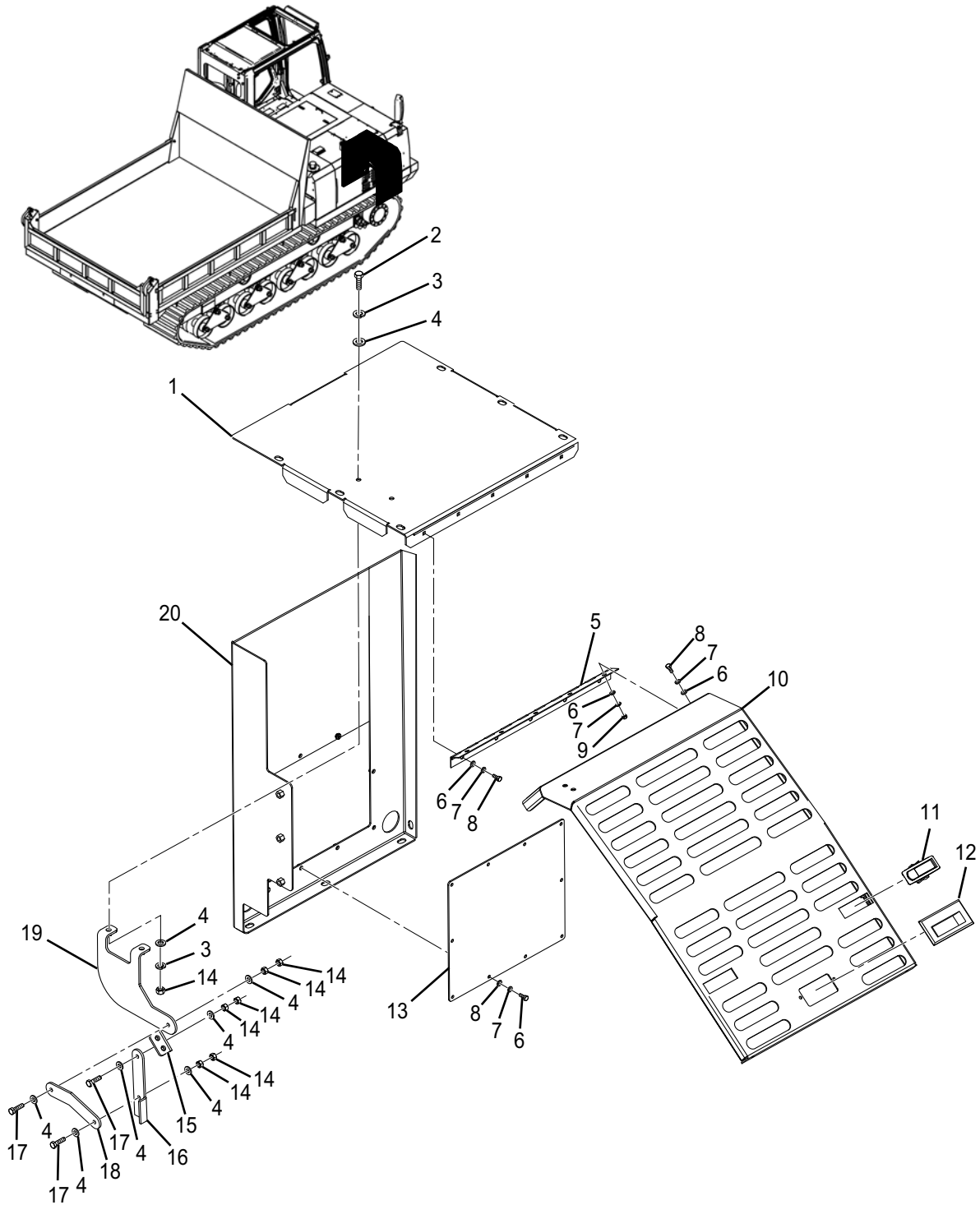


TABLE FOR FIGURE 02-04:

INDEX	PART NO.	DESCRIPTION	QTY	SERIAL NO.
1	A-03652-272	BATTERY COVER TOP	1	
2	0-1000-00820	M8 X 20 HEX BOLT	2	
3	0-1120-00816	M8 WASHER	2	
4	0-1100-00820	M8 LOCK WASHER	8	
5	A-03652-173	HINGE	1	
6	0-1120-00616	M6 WASHER	10	
7	0-1100-00615	M6 LOCK WASHER	10	
8	0-1000-00620	M6 X 20 HEX BOLT	10	
9	0-1200-00605	M6 NUT	10	
10	A-03652-271	BATTERY COVER, FRONT COVER	1	
11	A-04252-702	LATCH	2	
12	A-04252-705	PULL HANDLE	1	
13	A-03652-274	ACCESS PANEL	1	
14	0-1200-00806	M8 NUT	8	
15	A-03652-284	PROP	1	
16	A-03652-281	UPPER ARM	1	
17	0-1000-00830	M8 X 30 HEX BOLT	3	
18	A-03652-282	LOWER ARM	1	
19	A-03652-283	UPPER MOUNT	1	
20	A-03652-273	BATTERY COVER UPRIGHT PANEL	1	

TABLE FOR FIGURE 02-05:

INDEX	PART NO.	DESCRIPTION	QTY	SERIAL NO.
1	A-03615-115	FUEL LEVEL SENDER	1	
2	0-1120-00510	M5 WASHER	5	
3	0-1100-00513	M5 LOCK WASHER	5	
4	0-1000-00512	M5 X 12 HEX BOLT	5	
5	0-1000-00610	M6 X 10 HEX BOLT	6	
6	0-1100-00615	M6 LOCK WASHER	6	
7	0-1120-00616	M6 WASHER	6	
8	A-04215-220	SENDER COVER	1	
9	1-51150-1140	CAP & KEY	1	
10	1-51150-1180	•KEY	1	
11	1-51150-1130	FUEL FILL STRAINER	1	
12	A-03615-187	FUEL TANK	1	
13	0-1120-01020	M10 WASHER	6	
14	0-1100-01025	M10 LOCK WASHER	6	
15	0-1000-01025	M10 X 25 HEX BOLT	6	
16	5406-HP-08	DRAIN PLUG	1	
17	A-04215-706	CLAMP	2	
18	A-04215-705	FUEL LEVEL TUBE	1	

FIGURE 02-06 HYDRAULIC TANK ASSEMBLY

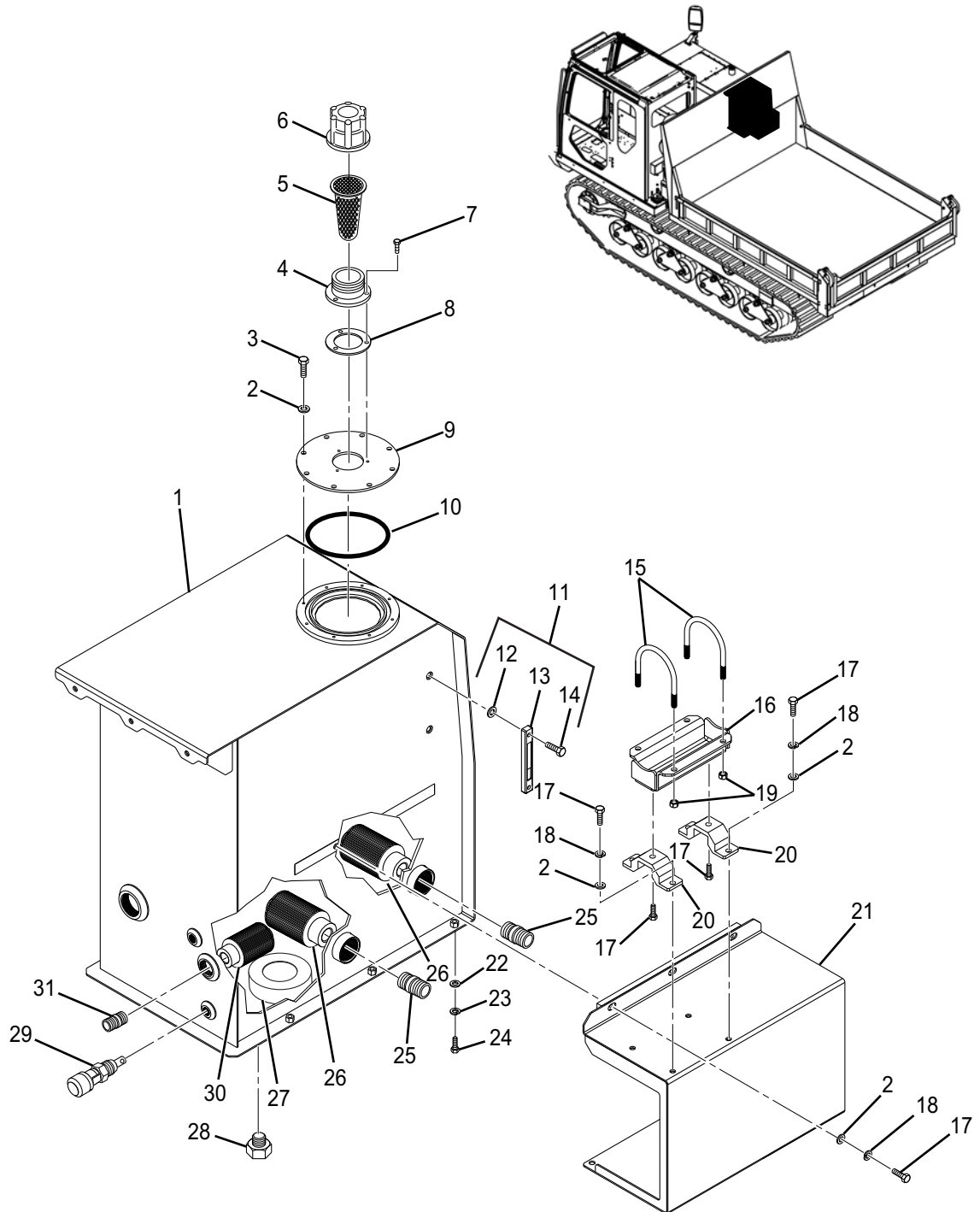


TABLE FOR FIGURE 02-06:

INDEX	PART NO.	DESCRIPTION	QTY	SERIAL NO.
1	A-03666-188	HYDRAULIC TANK	1	
2	0-1120-00816	M8 WASHER	18	
3	0-1000-00820	M8 X 20 HEX BOLT	8	
4	1-11660-1140	BREATHER	1	
5	1-11660-1170	STRAINER	1	
6	1-11660-1160	FLUID CAP	1	
7	1-11660-1220	M6-1.0 X 16 ALLEN HEAD BOLT	3	
8	1-11660-1150	GASKET	1	
9	A-04266-200	COVER	1	
10	A-04266-707	O-RING	1	
11	A-04266-700	OIL LEVEL GAUGE ASSEMBLY	1	
12	A-04266-723	•RUBBER GASKET	2	
13	A-04266-720	•OIL LEVEL GAUGE	1	
14	A-04266-721	•BANJO BOLT	2	
15	A-03613-705	UBOLT	2	
16	A-03613-115	CLAMP PLATE	1	
17	0-1000-00825	M8 X HEX 25 BOLT	12	
18	0-1100-00820	M8 LOCK WASHER	10	
19	A-08013-703	3/8-16 NUT	2	
20	1-33130-1180S	SUPPORT	2	
21	A-03613-114	EXHAUST BRACKET	1	
22	0-1120-01020	M10 WASHER	6	
23	0-1100-01025	M10 LOCK WASHER	6	
24	0-1000-01030	M10 X 30 HEX BOLT	6	
25	A-04267-750	PIPE NIPPLE LARGE	2	
26	1-19660-1231	SUCTION FILTER LARGE	2	
27	A-04266-705	MAGNET	1	

TABLE FOR FIGURE 02-06: (Cont.)

INDEX	PART NO.	DESCRIPTION	QTY	SERIAL NO.
28	5406-HP-08	DRAIN PLUG	1	
29	A-04225-708	HYDRAULIC OIL TEMP SENSOR	1	
30	1-11660-1231	SUCTION FILTER SMALL	1	
31	A-04267-751	PIPE NIPPLE SMALL	1	

THIS PAGE INTENTIONALLY LEFT BLANK

FIGURE 02-07 ENGINE COVER

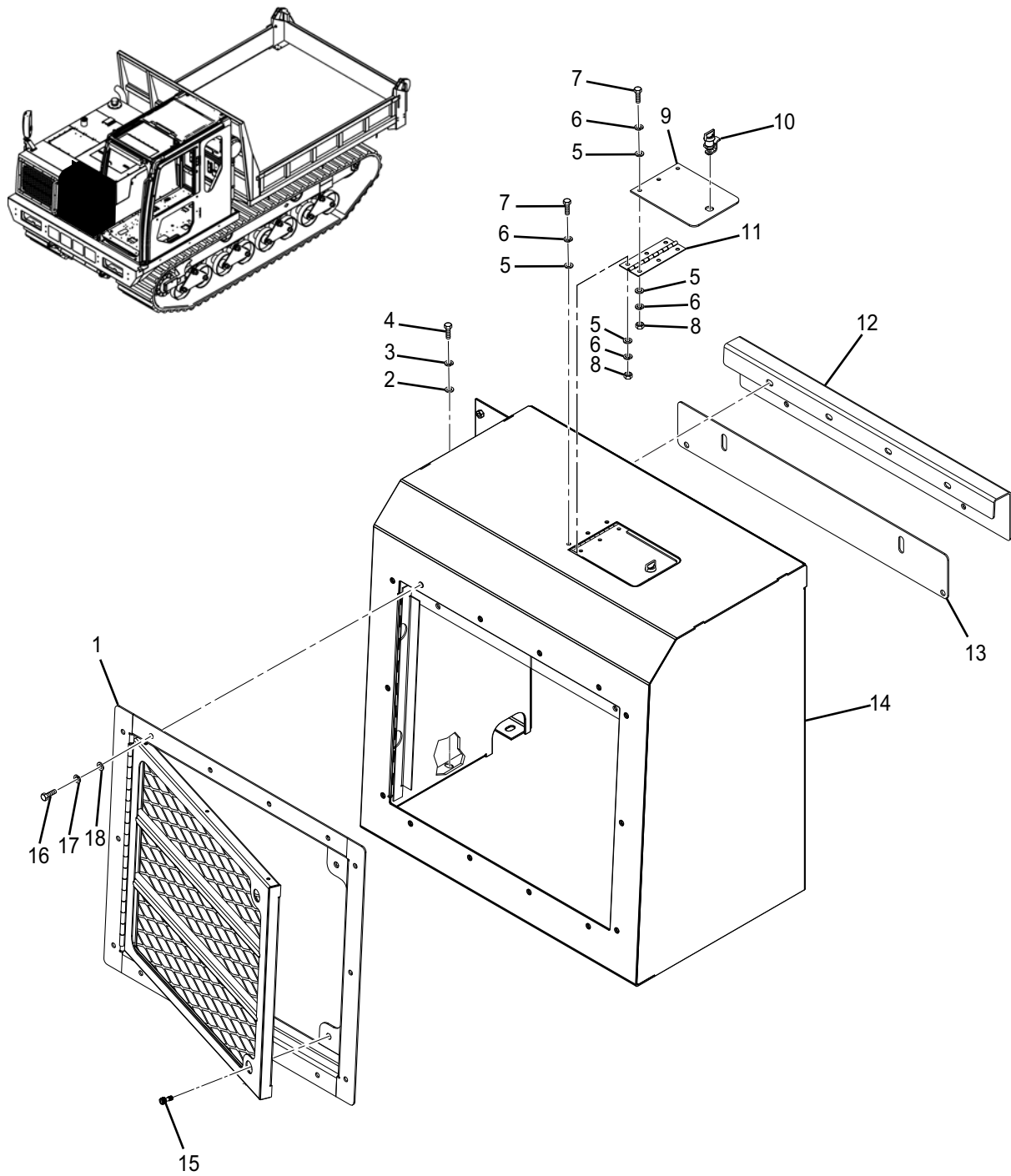


TABLE FOR FIGURE 02-07:

INDEX	PART NO.	DESCRIPTION	QTY	SERIAL NO.
1	A-03652-104	RADIATOR DOOR	1	
2	0-1100-01025	M10 LOCK WASHER	9	
3	0-1120-01020	M10 WASHER	9	
4	0-1000-01030	M10 X 30 HEX BOLT	9	
5	0-1100-00615	M6 LOCK WASHER	12	
6	0-1120-00616	M6 WASHER	12	
7	0-1000-00620	M6 X 20 HEX BOLT	6	
8	0-1200-00605	M6 NUT	6	
9	A-04252-209	RADIATOR DOOR	1	
10	A-04252-754	LATCH	1	
11	A-04252-753	HINGE	1	
12	A-03614-211	AIR DAM, RADIATOR 1	1	
13	A-03614-212	AIR DAM, RADIATOR 2	2	
14	A-03652-181	ENGINE COVER	1	
15	A-04252-703	SS SCREW	2	
16	0-1000-00825	M8 X 25 HEX BOLT	14	
17	0-1120-00816	M8 WASHER	14	
18	0-1100-00820	M8 LOCK WASHER	14	

FIGURE 02-08 WIRE COVER

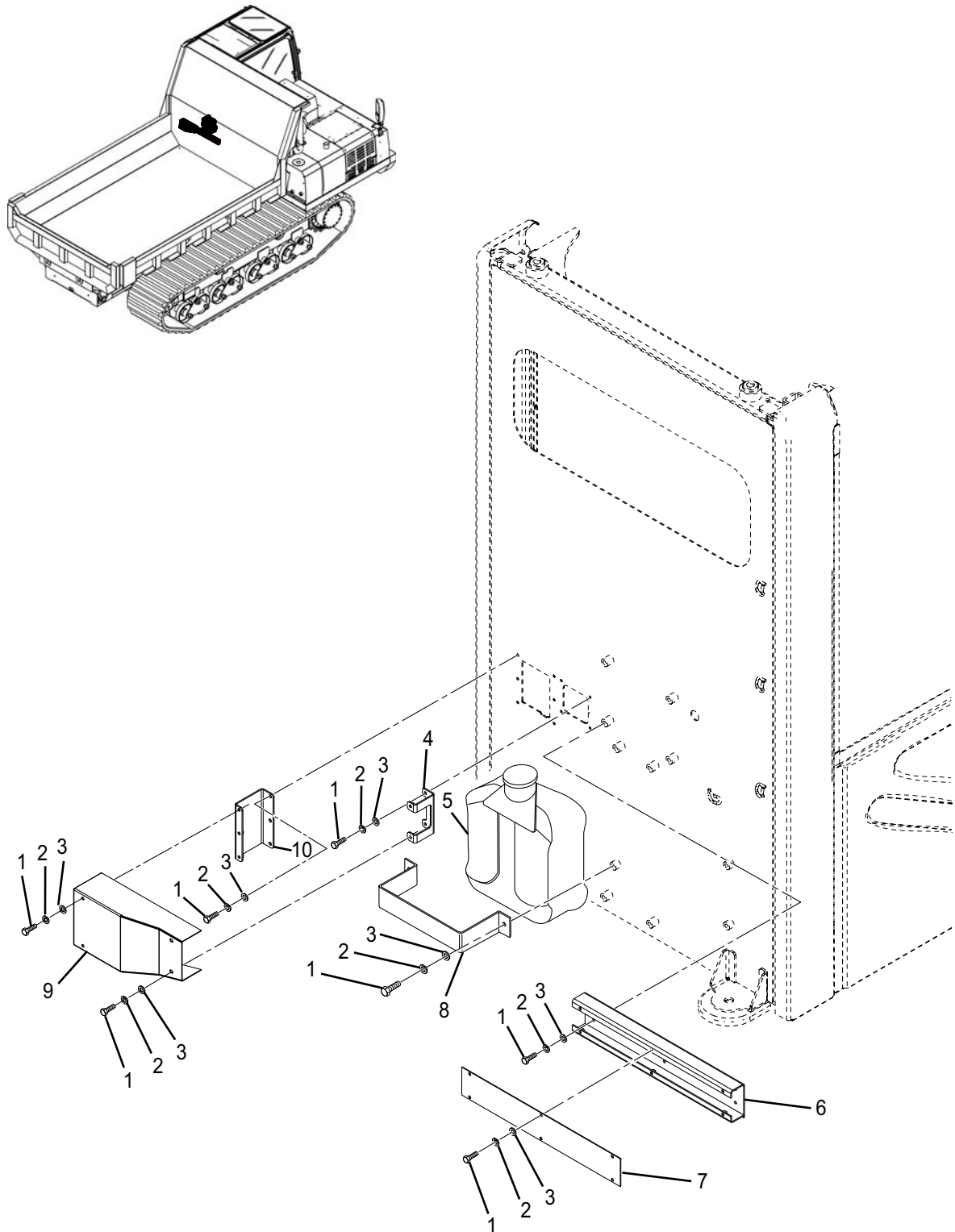


TABLE FOR FIGURE 02-08:

INDEX	PART NO.	DESCRIPTION	QTY	SERIAL NO.
1	0-1000-00610	M6 X 10 HEX BOLT	21	
2	0-1100-00615	M6 LOCK WASHER	21	
3	0-1120-00616	M6 WASHER	42	
4	A-04253-226	PLUG COVER 3 (BOLT PLATE 2)	1	
5	176-1931	TANK, WASHER FLUID	1	
6	A-04253-129	WIRE COVER, BASE	1	
7	A-04253-224	WIRE COVER 4 (COVER PLATE)	1	
8	A-04253-701	BRACKET, WASHER TANK	1	
9	A-04253-221	WIRE COVER (WIDE)	1	
10	A-04253-225	PLUG COVER 2 (BOLT PLATE 1)	1	

FIGURE 02-09 FRAME AND PLATFORM (VDL ONLY)

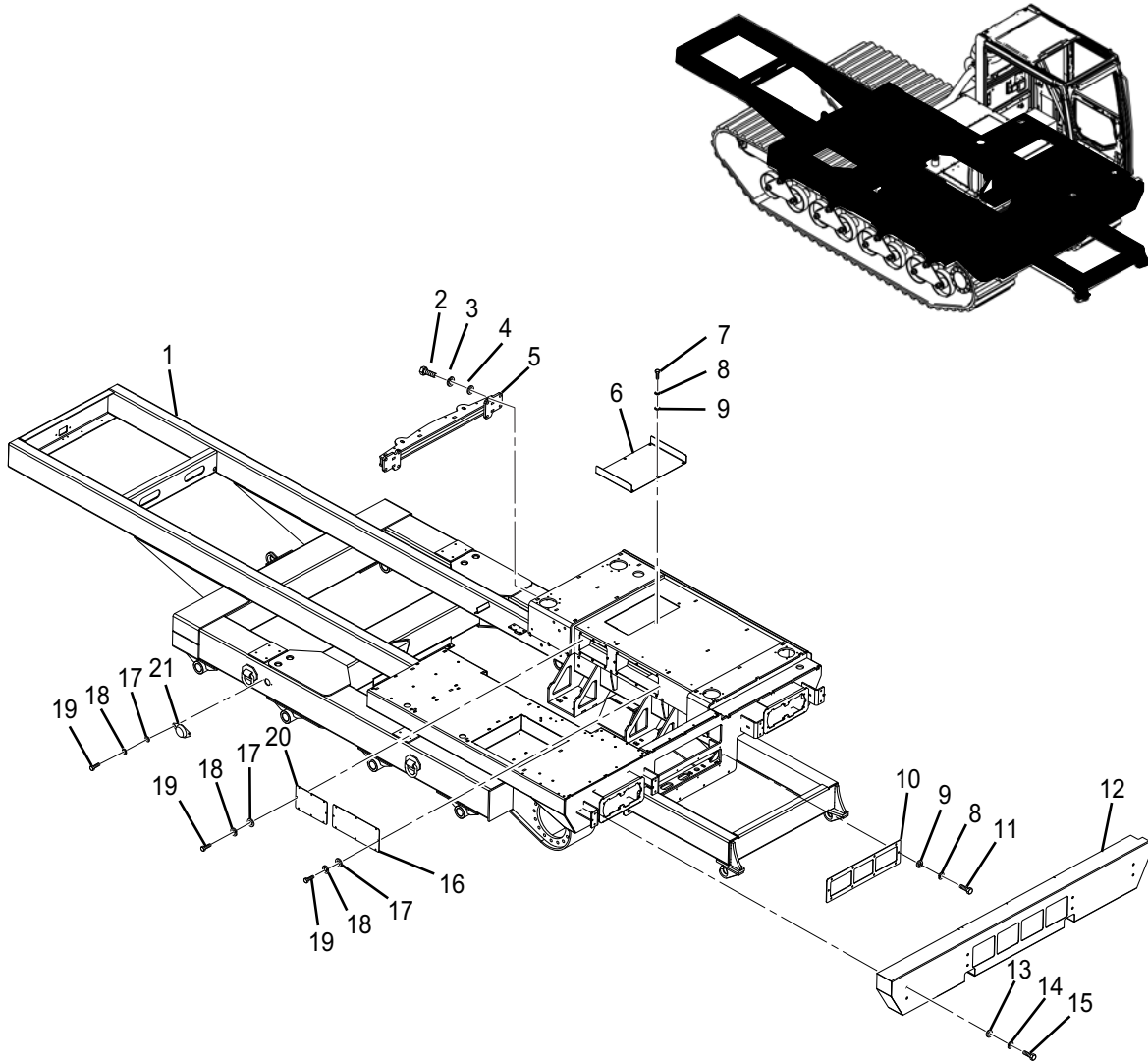


TABLE FOR FIGURE 02-09:

INDEX	PART NO.	DESCRIPTION	QTY	SERIAL NO.
1	A-03651-110	1500VDL FRAME	1	
2	0-1000-31640	M16 X 40 HEX BOLT	8	
3	0-1100-31640	M16 LOCK WASHER	8	
4	0-1140-31645	M16 WASHER	8	
5	A-03651-161	FENDER BRACE	1	
6	A-03651-514	AC COVER PLATE	1	
7	0-1000-00820	M8 X 20 HEX BOLT	6	
8	0-1100-00820	M8 LOCK WASHER	16	
9	0-1120-00816	M8 WASHER	16	
10	A-04251-114	LOWER FRAME GRILLE	1	
11	0-1000-00825	M8 X 25 HEX BOLT	10	
12	A-03651-195	1500VDL BUMPER	1	
13	0-1120-01223	M12 WASHER	8	
14	0-1100-01230	M12 LOCK WASHER	8	
15	0-1000-01230	M12 X 30 HEX BOLT	8	
16	A-03651-515	ENGINE ACCESS PLATE 1	1	
17	0-1120-00616	M6 WASHER	16	
18	0-1100-00615	M6 LOCK WASHER	16	
19	0-1000-00620	M6 X 20 HEX BOLT	16	
20	A-03651-516	ENGINE ACCESS PLATE 2 FRONT	1	
21	1-11510-1210	CAP	2	

THIS PAGE INTENTIONALLY LEFT BLANK

THIS PAGE INTENTIONALLY LEFT BLANK

FIGURE 03-01 MOUNTING GP-PLATFORM. PO 332-4978

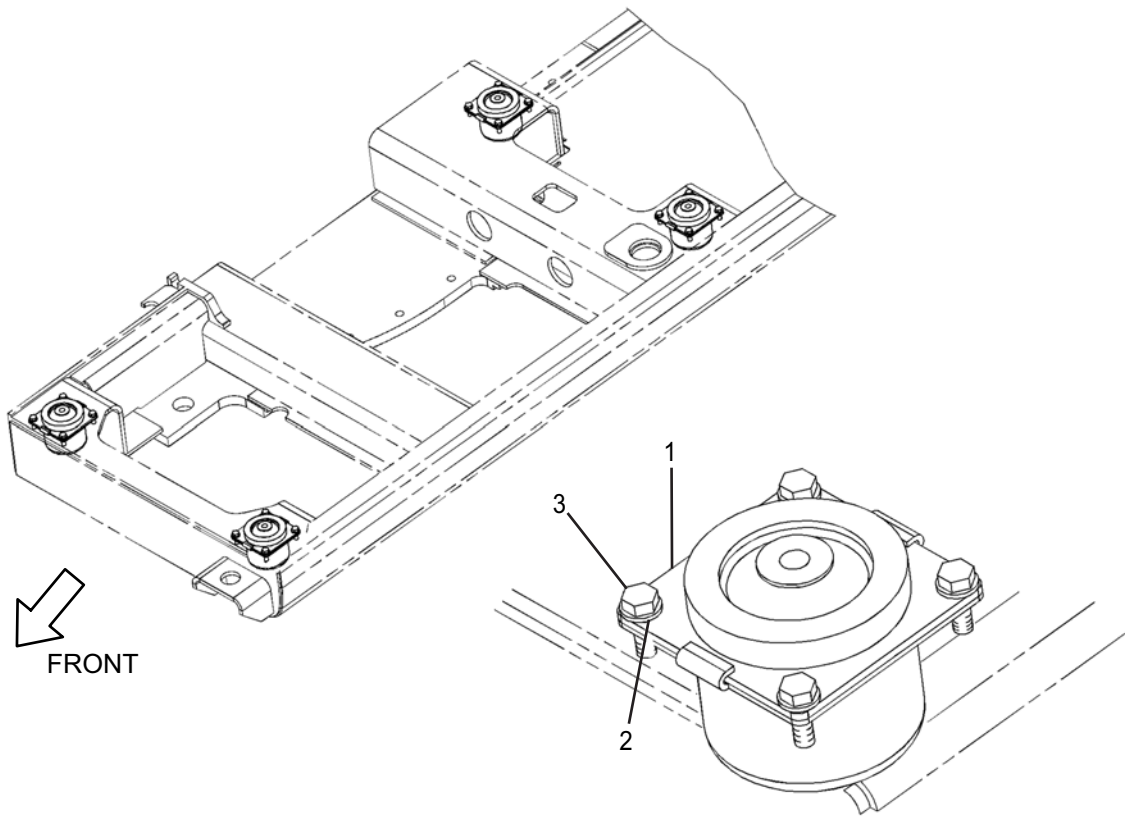
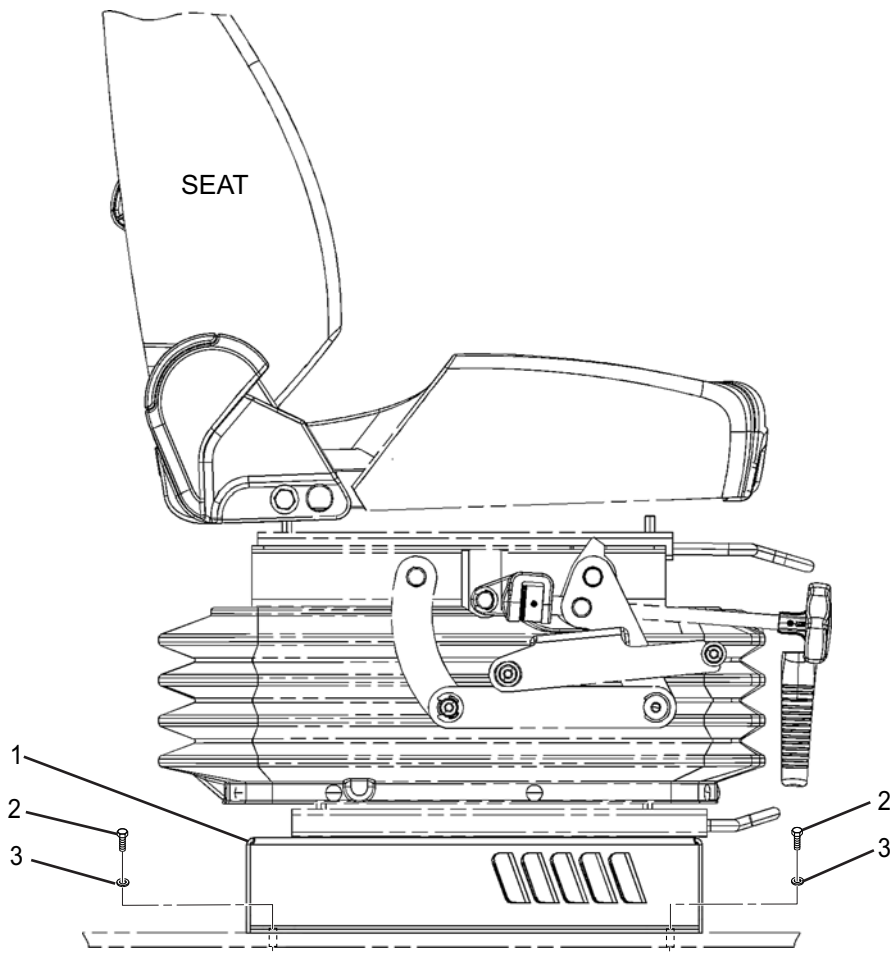


TABLE FOR FIGURE 03-01:

INDEX	PART NO.	DESCRIPTION	QTY	SERIAL NO.
	305-0446	MOUNTING GP-PLATFORM. PO 332-4978		
1	316-8922	MOUNT AS	4	
2	8T-4121	WASHER-HARD (11X21X2.5-MM THK)	16	
3	8T-4195	BOLT (M10X1.5X30-MM)	16	

FIGURE 03-02 SUPPORT GP-SEAT. PO 305-0449



RIGHT SIDE VIEW

TABLE FOR FIGURE 03-02:

INDEX	PART NO.	DESCRIPTION	QTY	SERIAL NO.
	305-0452	SUPPORT GP-SEAT. PO 305-0449		
1	316-8968	SUPPORT AS-SEAT	1	
2	8T-4191	BOLT (M10X1.5X16-MM)	4	
3	8T-4121	WASHER-HARD (11X21X2.5-MM THK)	4	

FIGURE 03-03 SEAT BELT GP-SEAT. PO 440-9256

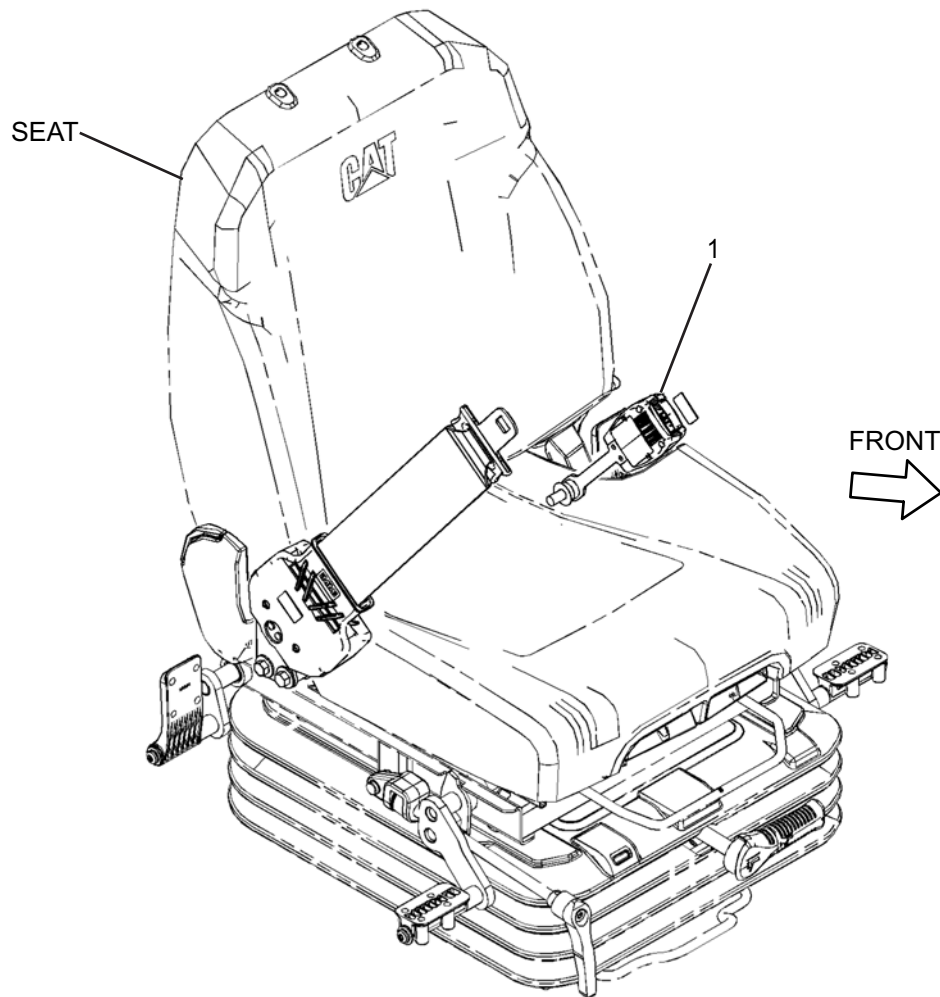


TABLE FOR FIGURE 03-03:

INDEX	PART NO.	DESCRIPTION	QTY	SERIAL NO.
	305-0466	SEAT BELT GP. PO 440-9256		
1	327-6540	SEAT BELT GP (RETRACTABLE, 76-MM [3-IN])	1	

FIGURE 03-04 SEAT AND MOUNTING GP

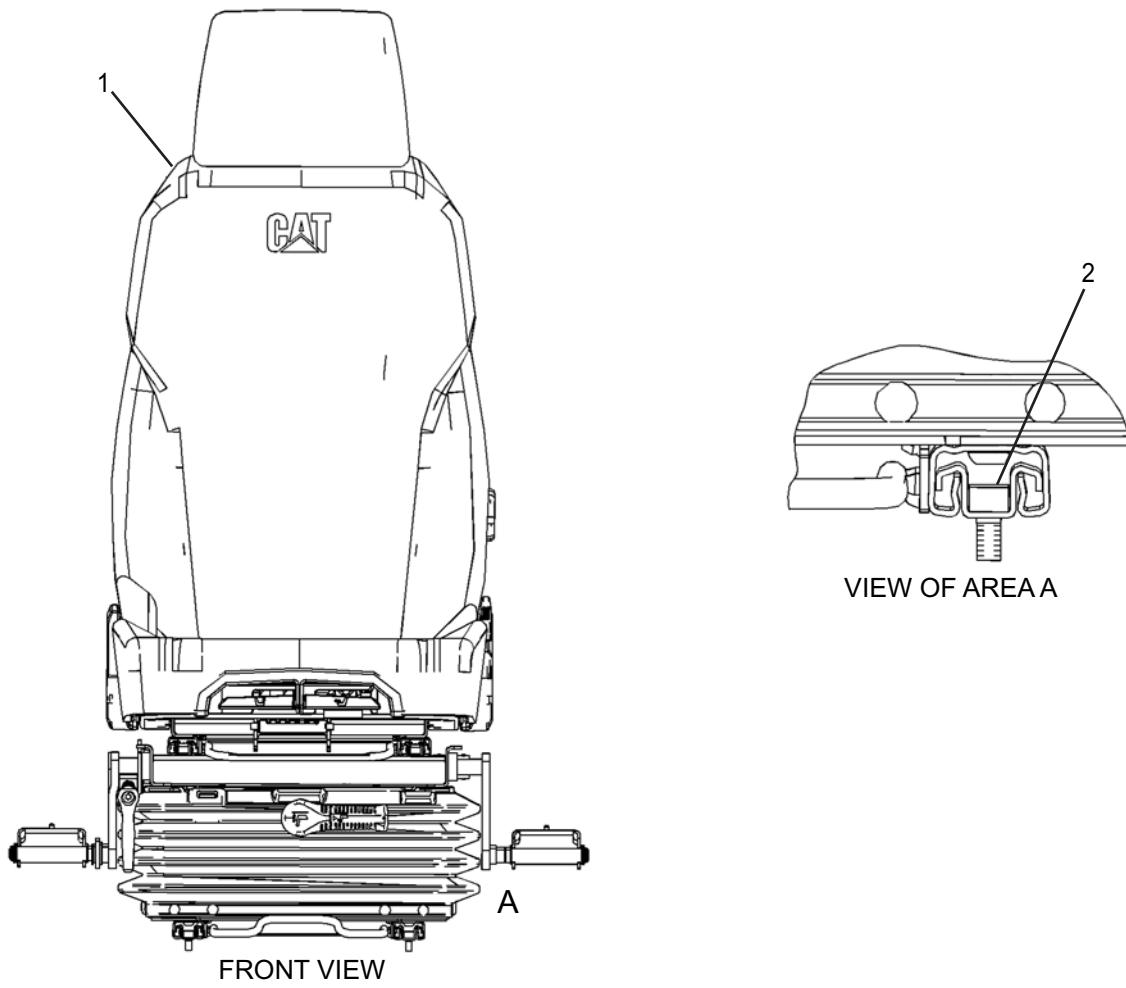


TABLE FOR FIGURE 03-04:

INDEX	PART NO.	DESCRIPTION	QTY	SERIAL NO.
	316-8881	SEAT & MOUNTING GP		
1	316-8882	SEAT GP-SUSPENSION (HIGH BACK, CLOTH)	1	
2	6V-8202	BOLT-SOCKET HEAD (M8X1.25X16-MM)	4	

FIGURE 03-05 SEAT GP-SUSPENSION. PO 316-8881

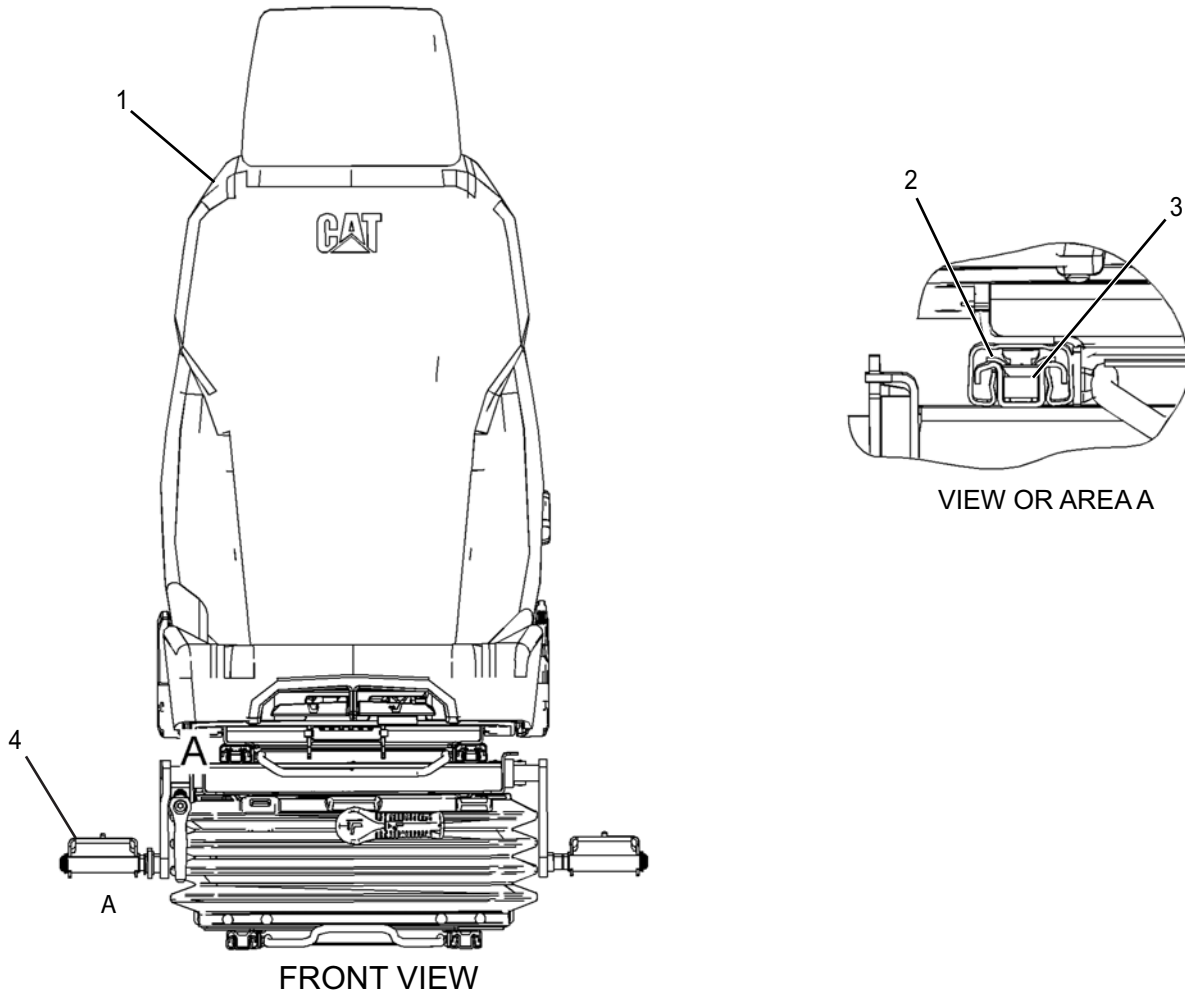


TABLE FOR FIGURE 03-05:

INDEX	PART NO.	DESCRIPTION	QTY	SERIAL NO.
	316-8882	SEAT GP-SUSPENSION. PO316-8881		
1	316-8889	SEAT GP (HIGH BACK, CLOTH)	1	
2	316-8987	BRACKET	2	
3	5A-3604	BOLT-SOCKET HEAD (M8X1.25X25-MM)	4	
4	316-8894	SUSPENSION GP-SEAT (MECHANICAL)	1	

FIGURE 03-06 SEAT GP-HIGH BACK. PO 316-8882

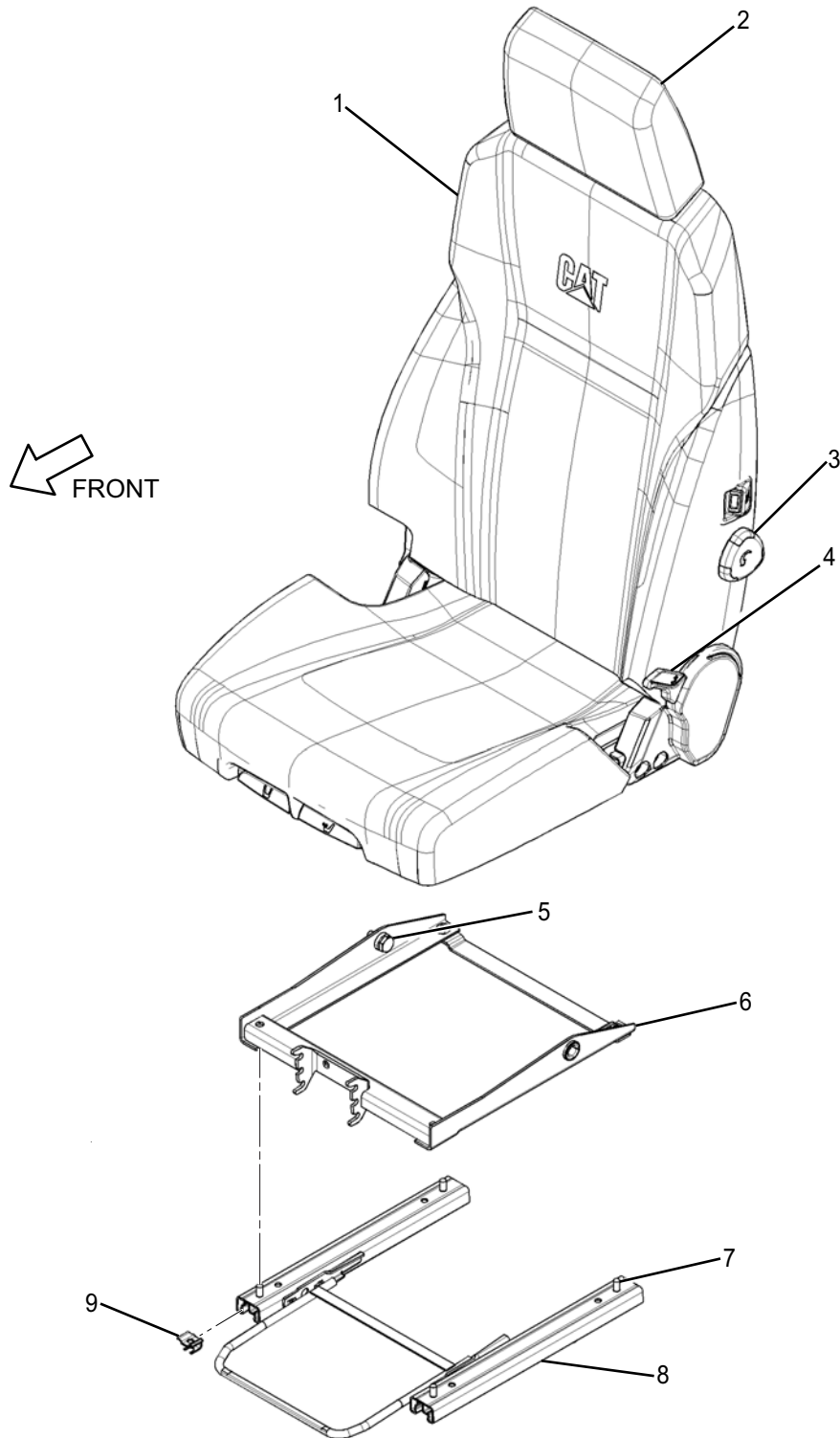


TABLE FOR FIGURE 03-06:

INDEX	PART NO.	DESCRIPTION	QTY	SERIAL NO.
	316-8889	SEAT GP-HIGH BACK. PO 316-8882		
1	336-1132	KIT-SEAT	1	
2	316-8892	HEADREST AS-SEAT	1	
3	178-5659	HANDLE (LUMBAR SUPPORT ADJUSTER)	1	
4	327-6640	KIT-HANDLE (RECLINER)	1	
5	333-4179	BOLT-SPECIAL	2	
6	327-6642	KIT-SEAT TILT	1	
7	9X-2616	SCREW-SOCKET (M8X1.25X16-MM)	4	
8	327-6643	KIT-ADJUSTER (CUSHION POSITIONING)	1	
9	316-8987	BRACKET	2	

FIGURE 03-07 SUSPENSION GP-SEAT-MECHANICAL

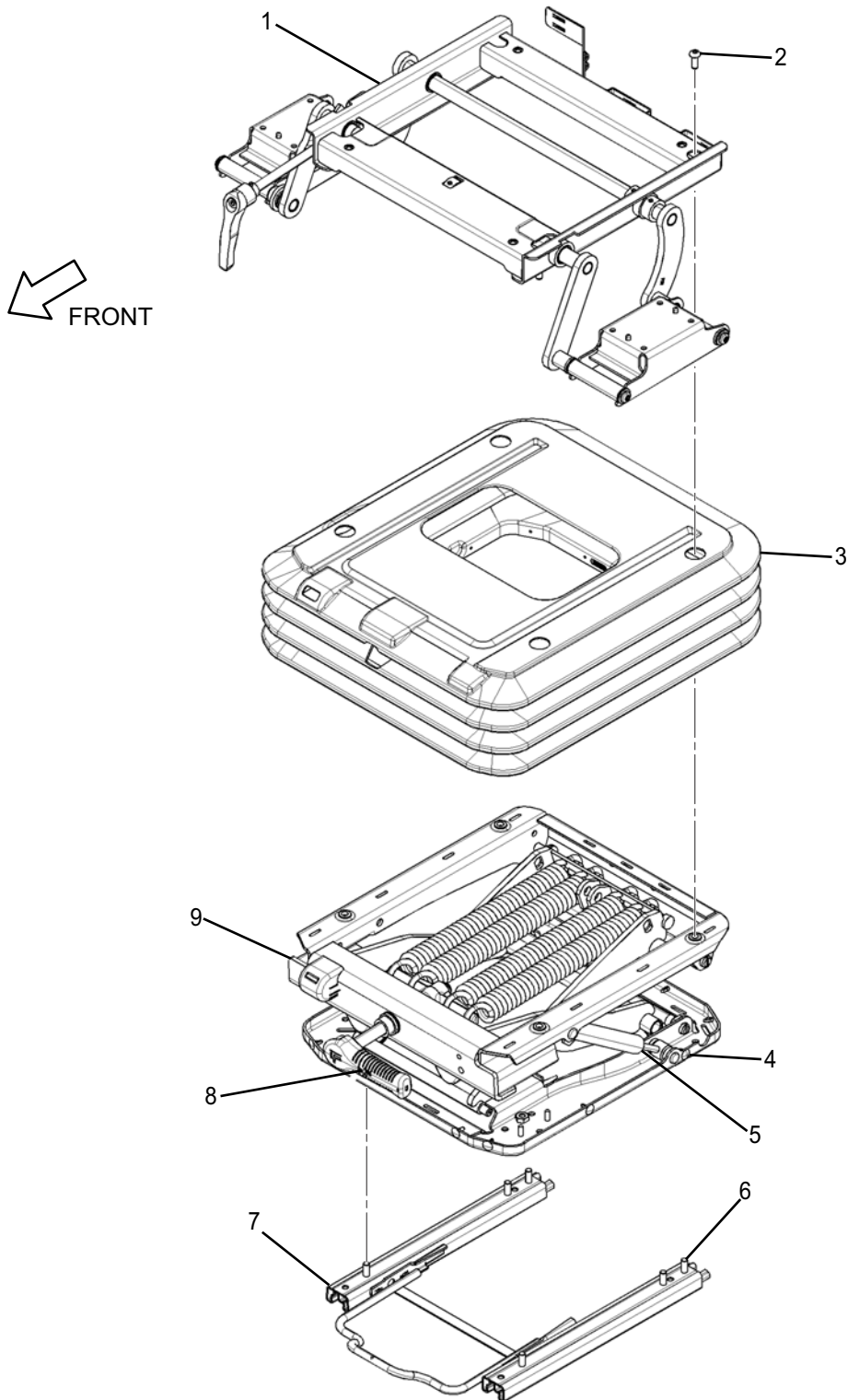


TABLE FOR FIGURE 03-07:

INDEX	PART NO.	DESCRIPTION	QTY	SERIAL NO.
	316-8894	SUSPENSION GP-SEAT-MECHANICAL		
1	316-8897	KIT-BRACKET (ADJUSTABLE)	1	
2	198-3899	SCREW-BUTTON HEAD (M8X1.25X20-MM)	4	
3	327-6647	KIT-COVER (SUSPENSION SEAT)	1	
4	245-7895	KIT-CLIP (SEAT)	1	
5	327-6646	KIT-CYLINDER (DAMPENER)	1	
6	333-4180	SCREW-BUTTON HEAD (M8X1.25X20-MM)	6	
7	327-6648	KIT-ADJUSTER (SEAT POSITION)	1	
8	333-4181	KIT-HANDLE	1	
9	327-6645	KIT-SEAT SUSPENSION (MECHANICAL)	1	

FIGURE 03-08 DUCT GP-CAB AIR

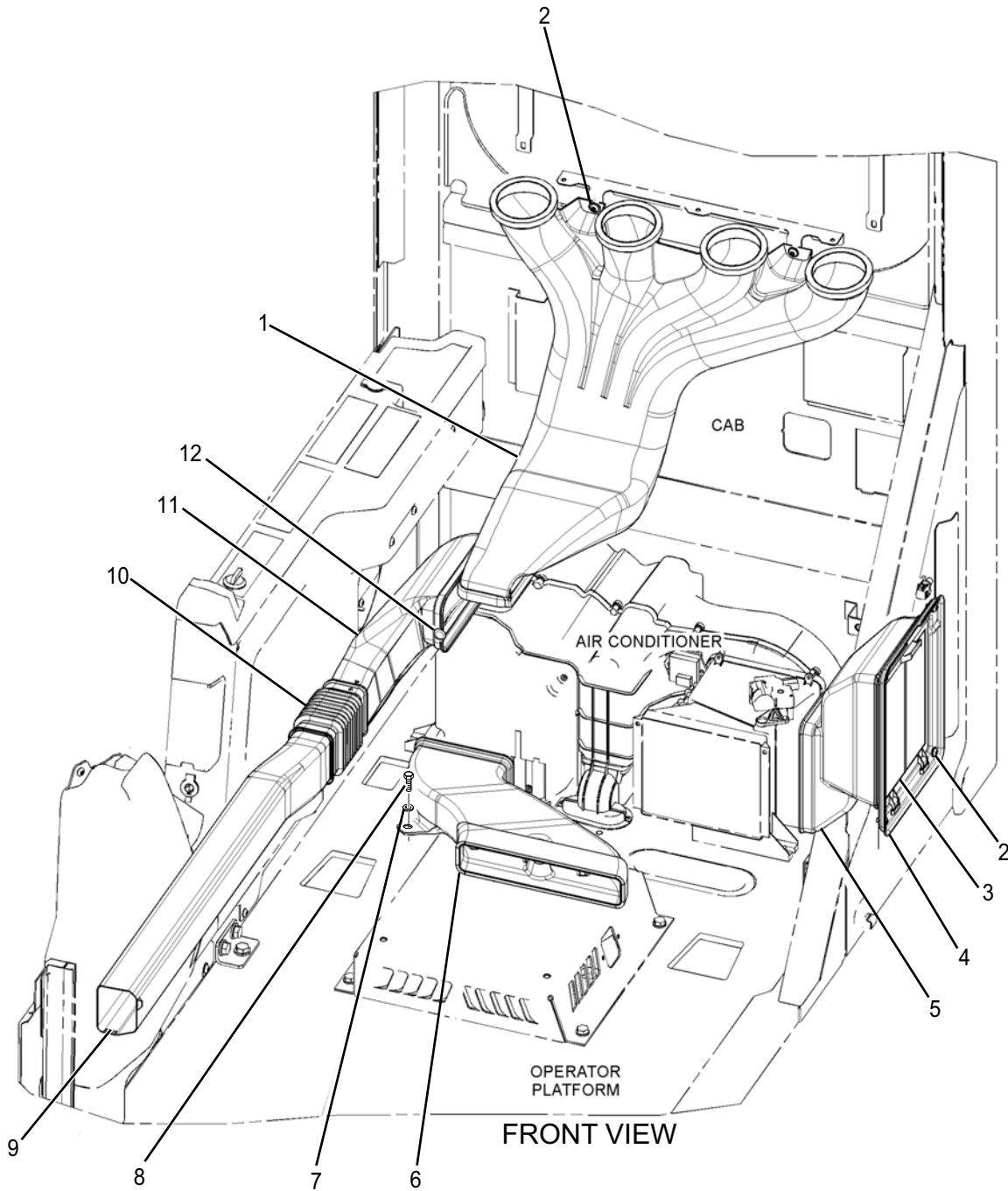


TABLE FOR FIGURE 03-08:

INDEX	PART NO.	DESCRIPTION	QTY	SERIAL NO.
	316-8992	DUCT GP-CAB AIR		
1	327-6534	DUCT AS-VENT (REAR)	1	
2	128-2135	SCREW-TRUSS HEAD (M6X1X13-MM)	6	
3	327-6618	FILTER ELEMENT-CAB AIR (AIR INTAKE)	1	
4	327-6533	FRAME GP-AIR FILTER (CAB)	1	
5	327-6484	DUCT (FRESH AIR)	1	
6	327-6537	DUCT AS (FLOOR)	1	
7	7X-7729	WASHER (11X25X3-MM THK)	1	
8	8T-4136	BOLT (M10X1.5X25-MM)	1	
9	327-6536	DUCT (STRAIGHT)	1	
10	336-1206	DUCT	1	
11	327-6535	DUCT (VENT, FRONT)	1	
12	229-9028	CLIP	1	

FIGURE 03-09 FRAME GP-AIR FILTER-CAB

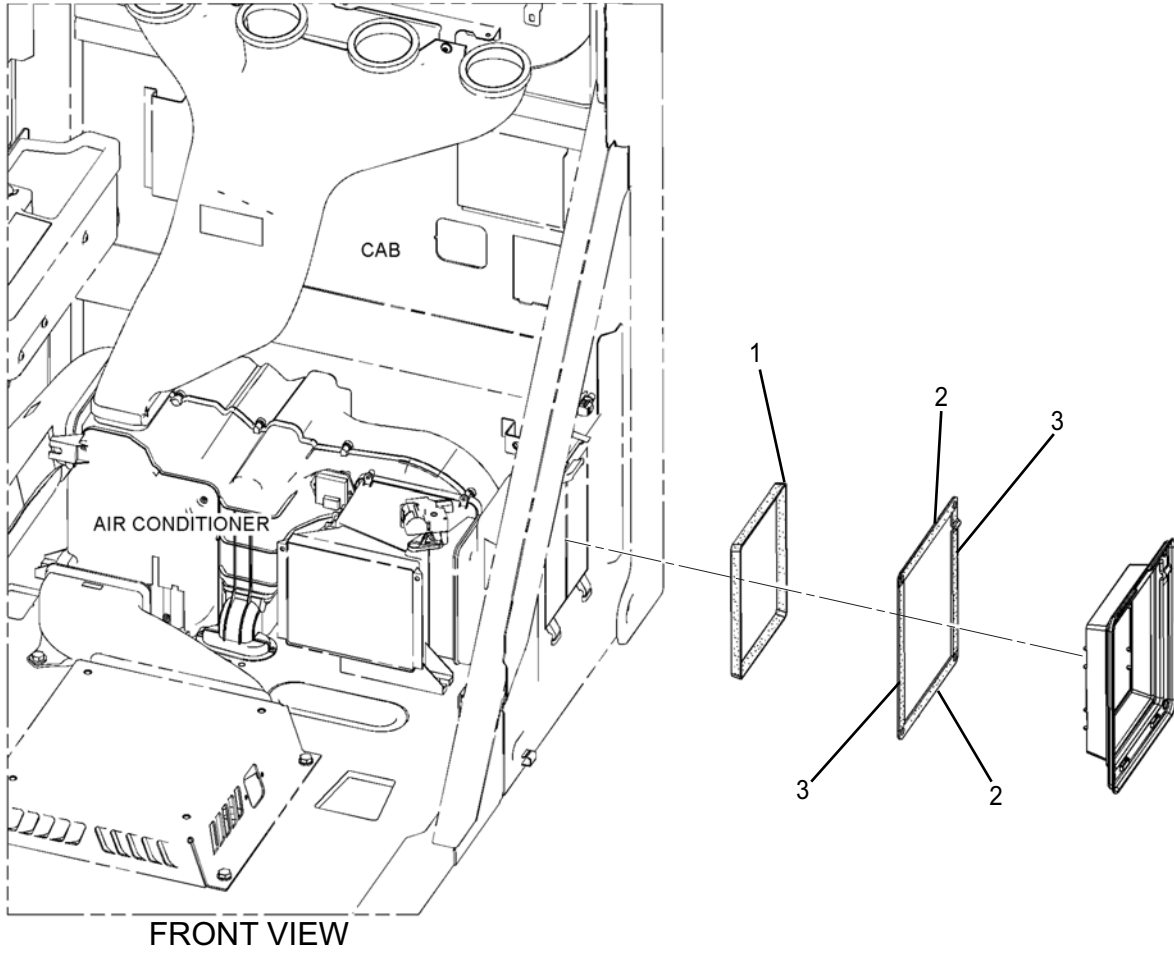


TABLE FOR FIGURE 03-09:

INDEX	PART NO.	DESCRIPTION	QTY	SERIAL NO.
	327-6533	FRAME GP-AIR FILTER-CAB		
1	346-7429	INSULATION	1	
2	346-7427	INSULATION	2	
3	346-7428	INSULATION	2	

TABLE FOR FIGURE 03-10:

INDEX	PART NO.	DESCRIPTION	QTY	SERIAL NO.
	319-1199	RADIO GP-AM/FM		
1	327-7538	SWITCH PANEL	1	
2	238-2210	SWITCH, MIRROR HEAT	1	
3	106-2704	SCREW AS (M5X0.8X10-MM)	2	
4	328-0397	RADIO-AM/FM	1	
5	7K-1181	STRAP-CABLE	2	
6	A-04225-811	HARNESS, WIPER	1	

FIGURE 03-11 PANEL GP-SWITCH-ENGINE SPEED, START

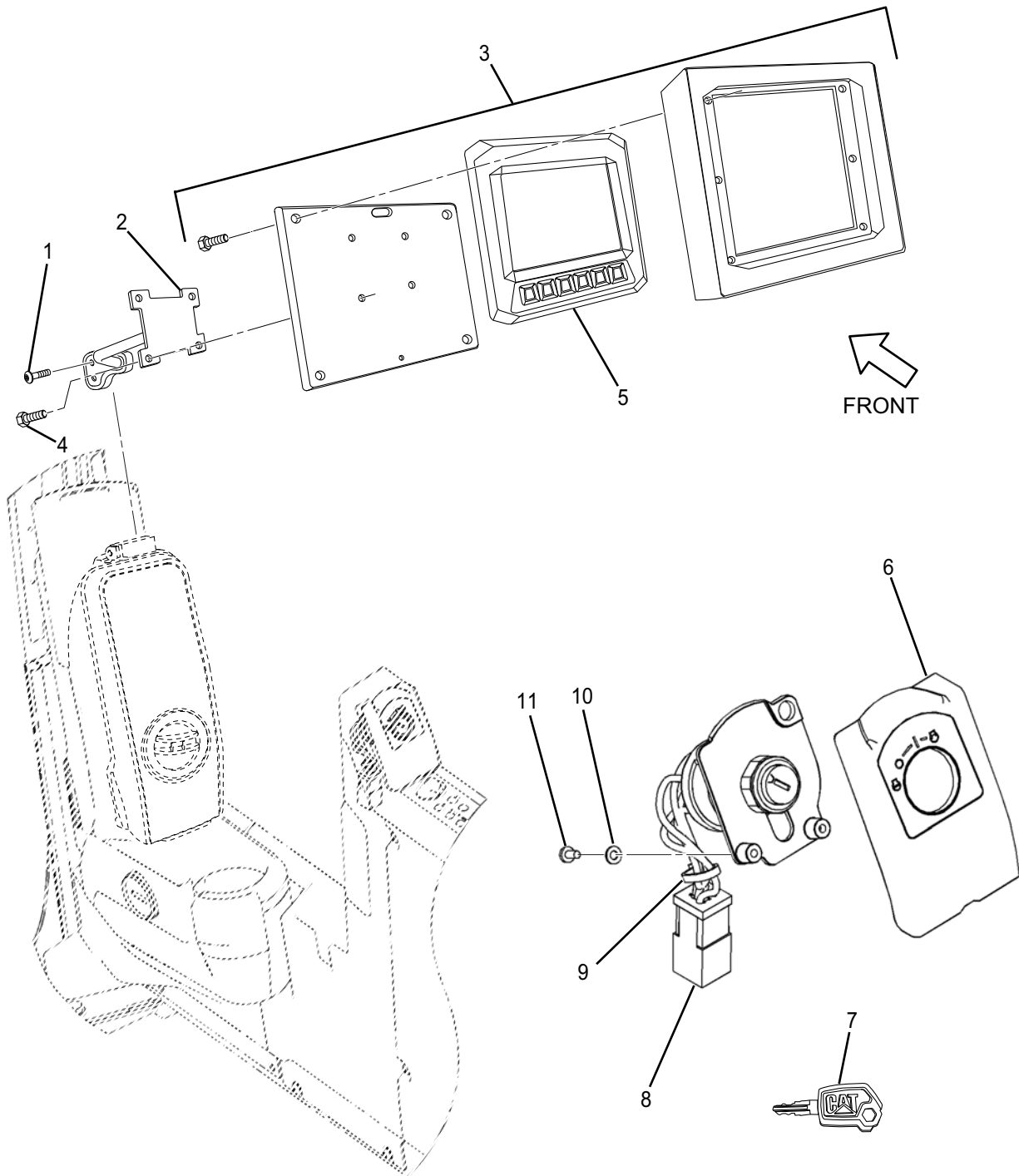


TABLE FOR FIGURE 03-11:

INDEX	PART NO.	DESCRIPTION	QTY	SERIAL NO.
	324-5778	PANEL GP-SWITCH-ENGINE SPEED, START		
1	9X-2042	SCREW-TRUSS HEAD (M6X1X12-MM)	4	
2	327-6436	BRACKET	1	
3	A-04253-131	MONITOR BOX	1	
4	8C-7581	SCREW-MACHINE (M4X0.7X8-MM)	4	
5	A-04225-706	OPERATOR MONITOR	1	
6	353-1910	COVER	1	
7	5P-8500	IGNITION KEY	2	
8	328-0246	PANEL GP-SWITCH (ENGINE START)	1	
9	3S-2093	STRAP-CABLE	1	
10	0-1130-00408	M4 WASHER	3	
11	0-1000-00408	M4 X 8 HEX BOLT	3	

FIGURE 03-12 PANEL GP-SWITCH-ENGINE START

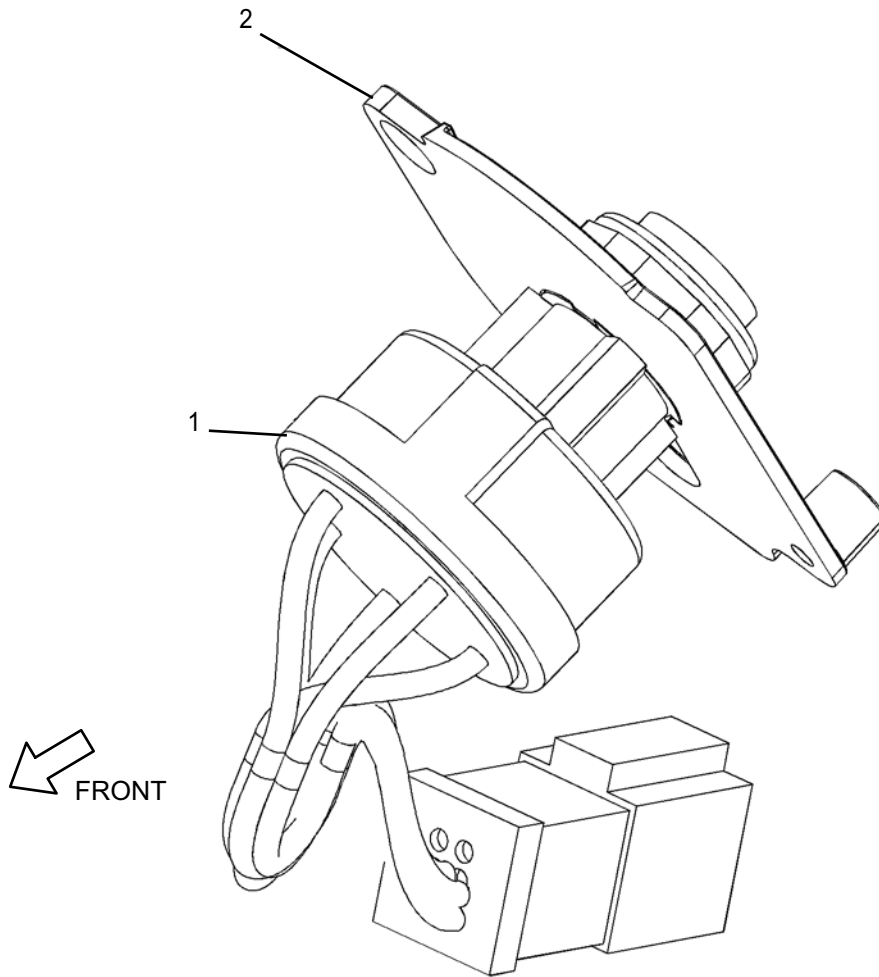


TABLE FOR FIGURE 03-12:

INDEX	PART NO.	DESCRIPTION	QTY	SERIAL NO.
	328-0246	PANEL GP-SWITCH-ENGINE START		
1	255-2752	SWITCH GP-START	1	
2	350-8461	PANEL-SWITCH	2	

FIGURE 03-13 SWITCH GP-START

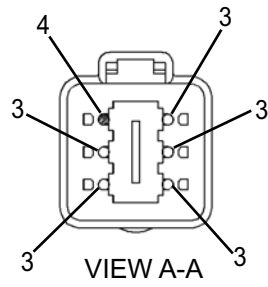
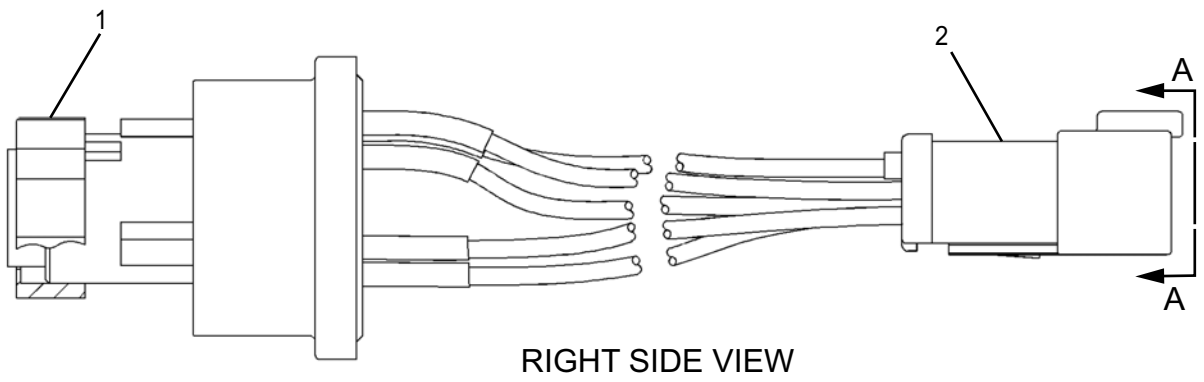


TABLE FOR FIGURE 03-13:

INDEX	PART NO.	DESCRIPTION	QTY	SERIAL NO.
	255-2752	SWITCH GP-START		
1	7T-6799	NUT-MOUNTING (1-32-THD)	1	
2	102-8805	KIT-RECEPTACLE (6-PIN)	1	
3	8T-8729	PIN-CONNECTOR (16-GA TO 18-GA)	5	
4	8T-8737	PLUG-SEAL	1	

FIGURE 03-14 WIPER GP-WINDOW-UPPER

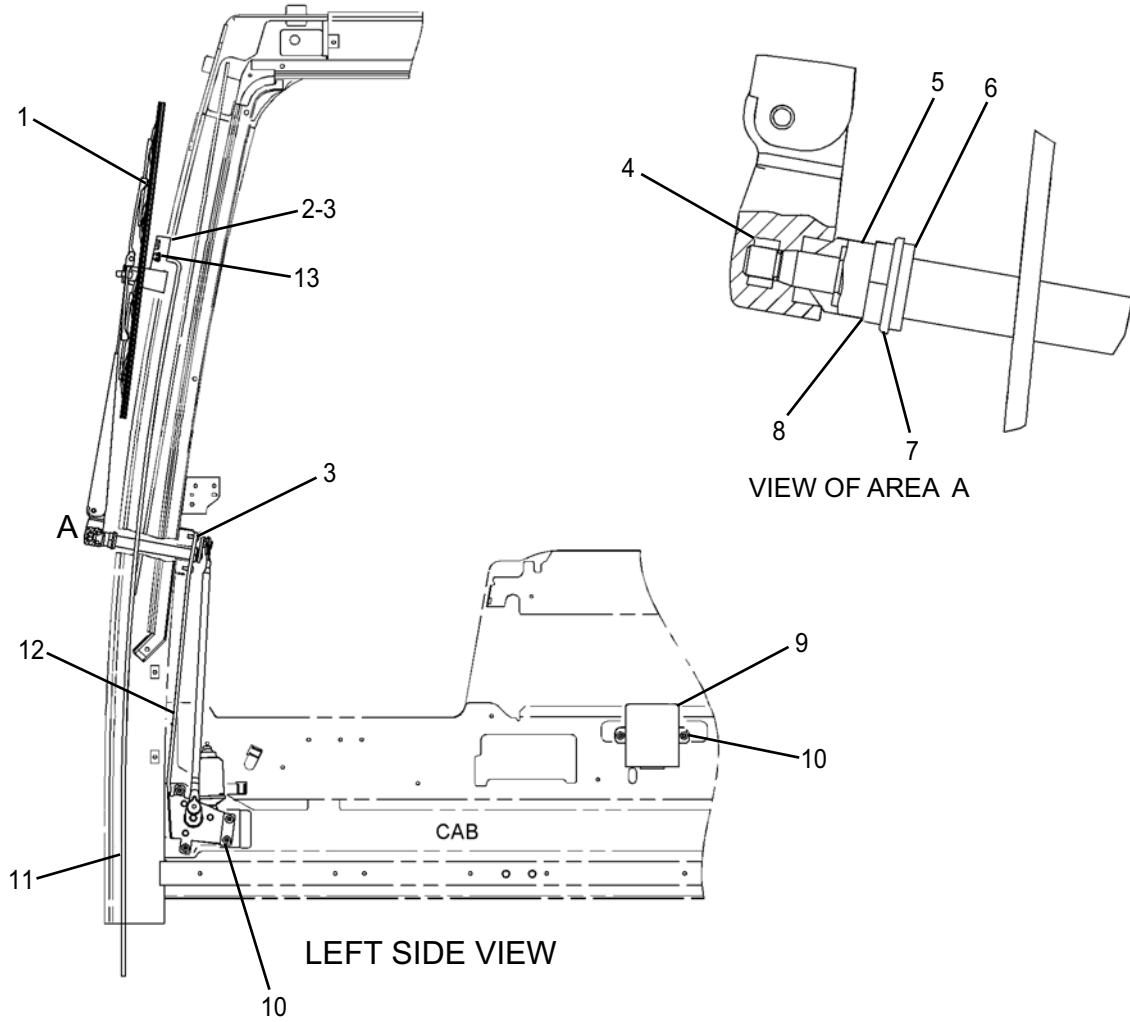


TABLE FOR FIGURE 03-14:

INDEX	PART NO.	DESCRIPTION	QTY	SERIAL NO.
	327-6551	WIPER GP-WINDOW-UPPER		
1	372-9334	ARM GP-WINDOW WIPER (UPPER)	1	
	161-3669	•GUIDE	1	
	161-3670	•BLADE AS-WIPER (600-MM)	1	
	372-9285	•ARM AS-WIPER (UPPER)	1	
	185-8290	•SCREW AS (M3.5X0.6X9-MM)	1	
2	342-3548	HOLDER	1	
3	9X-2044	SCREW-TRUSS HEAD (M6X1X16-MM)	4	
4	6V-8231	NUT (M10X1.25-THD)	1	
5	7Y-3472	CAP	1	
6	124-3952	PACKING	1	
7	124-3953	WASHER (20.5X30X2-MM THK)	1	
8	7Y-3470	NUT (M20X1-THD)	1	
9	155-7042	RELAY AS (UPPER WIPER)	1	
10	9X-2042	SCREW-TRUSS HEAD (M6X1X12-MM)	6	
11	383-5632	HOSE	1	
12	342-3546	MOTOR GP-WINDOW WIPER	1	
13	383-5631	NOZZLE	1	

FIGURE 03-15 WIRING GP-CAB-ROOF

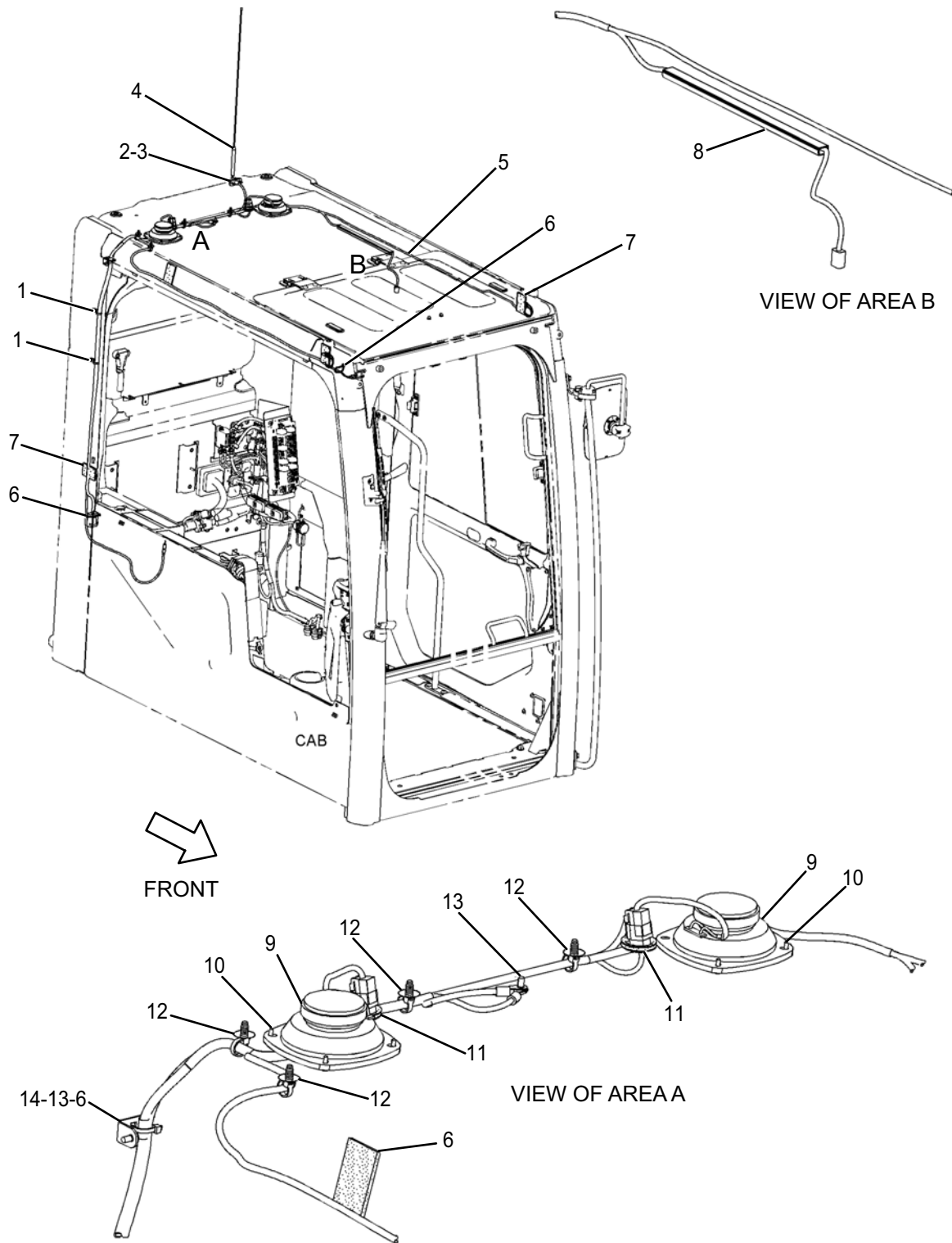


TABLE FOR FIGURE 03-15:

INDEX	PART NO.	DESCRIPTION	QTY	SERIAL NO.
	328-0054	WIRING GP-CAB-ROOF		
1	7I-2673	STRAP-CABLE	2	
2	6V-9491	SCREW-MACHINE (M4X0.7X20-MM)	2	
3	096-6166	WASHER-HARD (4.5X9X1-MM THK)	2	
	7Y-3951	•TERMINAL-BLADE (14-GA)	2	
	7Y-3954	•CONNECTOR-PLUG (3-PIN)	1	
4	342-3067	ANTENNA AS	1	
5	327-9967	HARNESS AS-CAB	1	
	8T-8729	•PIN-CONNECTOR (16-GA TO 18-GA)	5	
	3S-2093	•STRAP-CABLE	14	
	7Y-3950	•TERMINAL-BLADE (14-GA TO 20-GA)	4	
	7Y-3955	•CONNECTOR-RECEPTACLE	2	
	7Y-3962	•TERMINAL-BULLET (MALE)	2	
	7Y-3964	•TUBE (CONNECTOR TERMINAL)	2	
	7Y-3963	•TERMINAL-BULLET (FEMALE)	2	
	7Y-3965	•TUBE (RECEPTACLE TERMINAL)	2	
	8T-8737	•PLUG-SEAL	4	
	9W-0852	•PIN-CONNECTOR (14-GA TO 16-GA)	3	
	125-7875	•TUBE-HEAT SHRINK (7.44-MM DIA) (5-CM)	AR	
	2L-8067	•TERMINAL-RING (10-GA TO 12-GA, 1/4-IN SCREW)	2	
	2L-8075	•TERMINAL-RING (14-GA TO 16-GA, NO. 8 SCREW)	1	
	167-3630	•CONNECTOR-PLUG	1	
	167-3631	•TERMINAL (FEMALE)	2	
	243-4510	•RECEPTACLE AS-CONNECTOR (12-PIN)	1	

TABLE FOR FIGURE 03-15: (Cont.)

INDEX	PART NO.	DESCRIPTION	QTY	SERIAL NO.
	5P-3059	•TERMINAL-FORK (18-GA TO 22-GA, NO. 6 SCREW)	1	
6	3S-2093	STRAP-CABLE	3	
7	251-0637	INSULATION	4	
8	342-3601	COVER AS	1	
9	7Y-5505	SPEAKER AS	2	
10	8T-0337	SCREW-MACHINE (M4X0.7X12-MM)	6	
11	101-2846	GUARD (9-CM EACH)	2	
12	163-6795	STRAP-CABLE	5	
13	9X-2042	SCREW-TRUSS HEAD (M6X1X12-MM)	2	
14	156-6175	CLIP	1	

THIS PAGE INTENTIONALLY LEFT BLANK

FIGURE 03-16 WIRING GP-CONVERTER

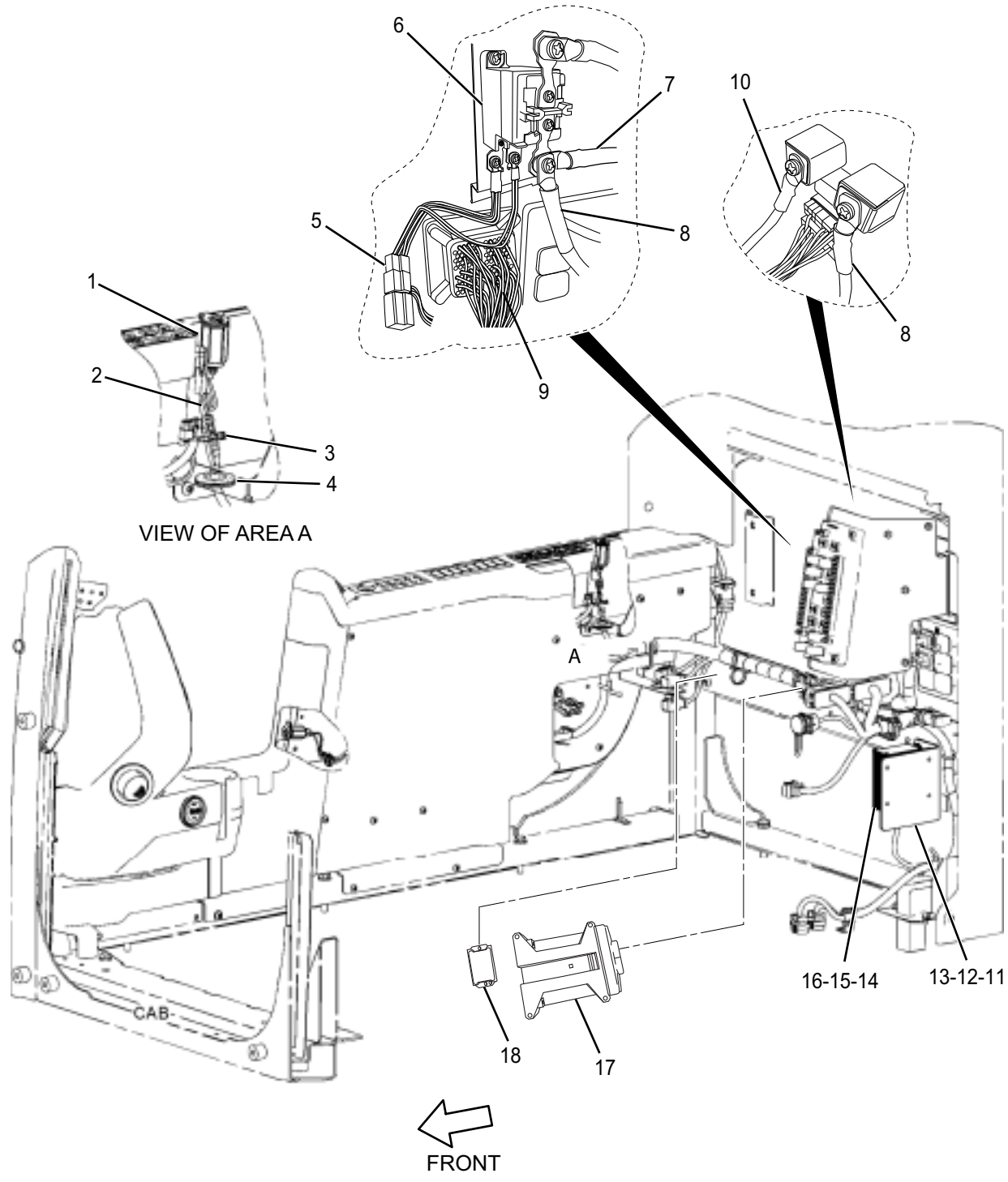


TABLE FOR FIGURE 03-16:

INDEX	PART NO.	DESCRIPTION	QTY	SERIAL NO.
	328-0247	WIRING GP-CONVERTER		
1	324-5771	SOCKET-AUXILIARY POWER (12-VOLT)	2	
2	369-0153	WIRE AS	2	
3	3S-2093	STRAP-CABLE	2	
4	170-2986	GROMMET	1	
5	121-1022	DIODE	1	
6	213-0772	MAIN RELAY (24-VOLT)	1	
7	A-04225-812	BATTERY CABLE	1	
8	A-04225-813	BATTERY CABLE	1	
9	A-04225-810	MAIN ROPS CAB HARNESS	1	
10	A-04225-814	BATTERY CABLE	1	
11	8T-4137	BOLT (M10X1.5X20-MM)	2	
12	8T-4121	WASHER-HARD (11X21X2.5-MM THK)	2	
13	336-5895	BRACKET	1	
14	9X-8256	WASHER (6.6X12X2-MM THK)	4	
15	8T-4171	BOLT (M6X1X12-MM)	4	
16	324-5770	CONVERTER-POWER (24-VOLT TO 12-VOLT)	1	
17	A-04225-704	CONTROLLER	1	
18	A-04225-707	INCLINOMETER	1	

FIGURE 03-17 PLATFORM GP-OPERATOR

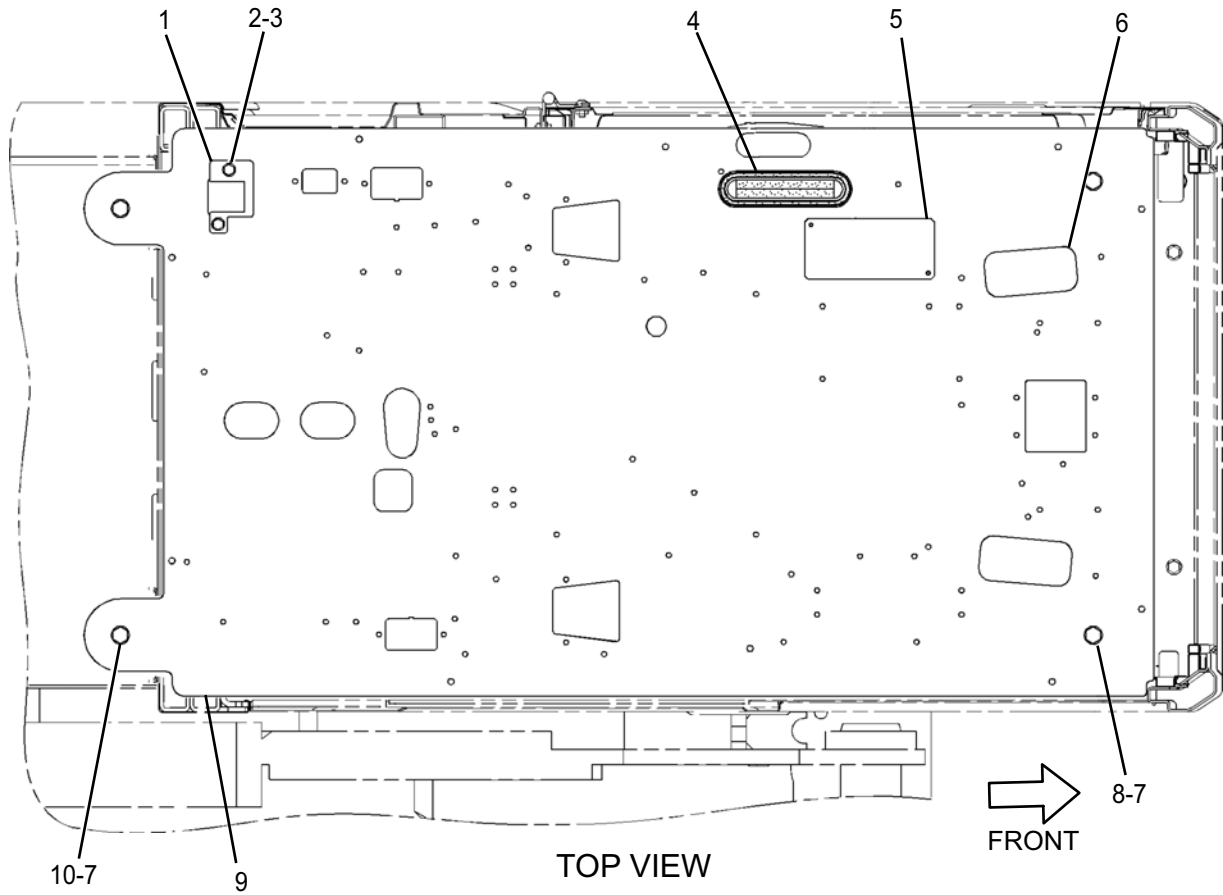


TABLE FOR FIGURE 03-17:

INDEX	PART NO.	DESCRIPTION	QTY	SERIAL NO.
	340-6482	PLATFORM GP-OPERATOR		
1	353-1846	COVER	1	
2	8T-4121	WASHER-HARD (11X21X2.5-MM THK)	2	
3	8T-4191	BOLT (M10X1.5X16-MM)	2	
4	346-8052	VALVE	1	
5	316-8930	COVER AS	1	
6	162-0349	COVER	2	
7	451-2175	WASHER-HARD (17.5X30X3.5-MM THK)	4	
8	453-1259	BOLT (M16X2X40-MM)	2	
9	340-6484	PLATE	1	
10	447-1711	BOLT (M16X2X50-MM)	2	

FIGURE 03-18 HATCH GP-ROOF

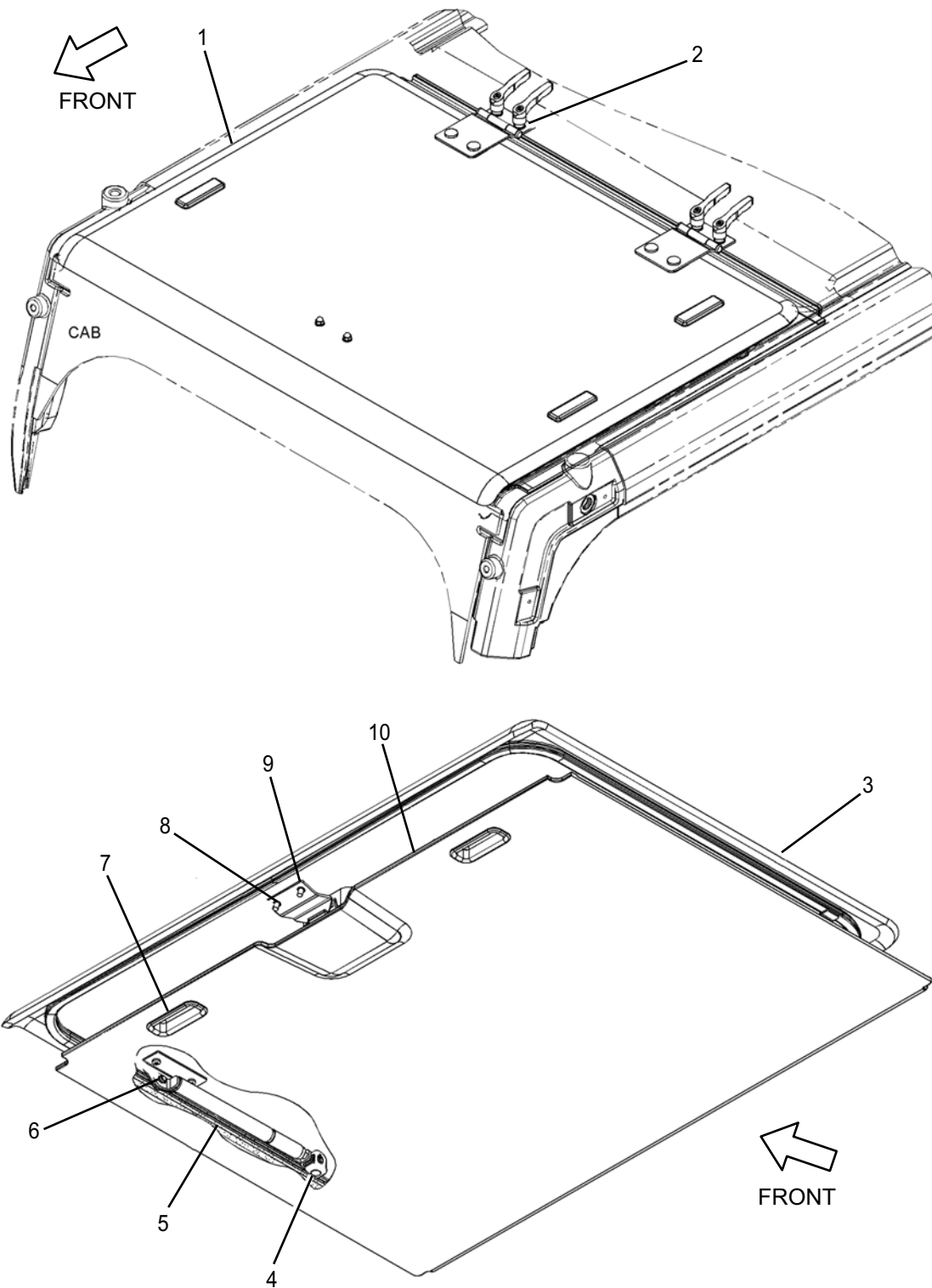


TABLE FOR FIGURE 03-18:

INDEX	PART NO.	DESCRIPTION	QTY	SERIAL NO.
	340-6667	HATCH GP-ROOF		
1	346-7922	HATCH GP-ROOF	1	
2	8T-4224	WASHER-HARD (8.8X16X2-MM THK)	4	
3	340-6594	SEAL	1	
4	340-6593	HOLDER AS	2	
5	099-3506	SPRING AS-GAS	2	
6	5D-4822	RING-RETAINING	2	
7	235-8929	HANDLE	2	
8	9X-2042	SCREW-TRUSS HEAD (M6X1X12-MM)	2	
9	340-6595	STRIKER	1	
10	327-6479	VISOR	1	

FIGURE 03-19 HATCH GP-ROOF

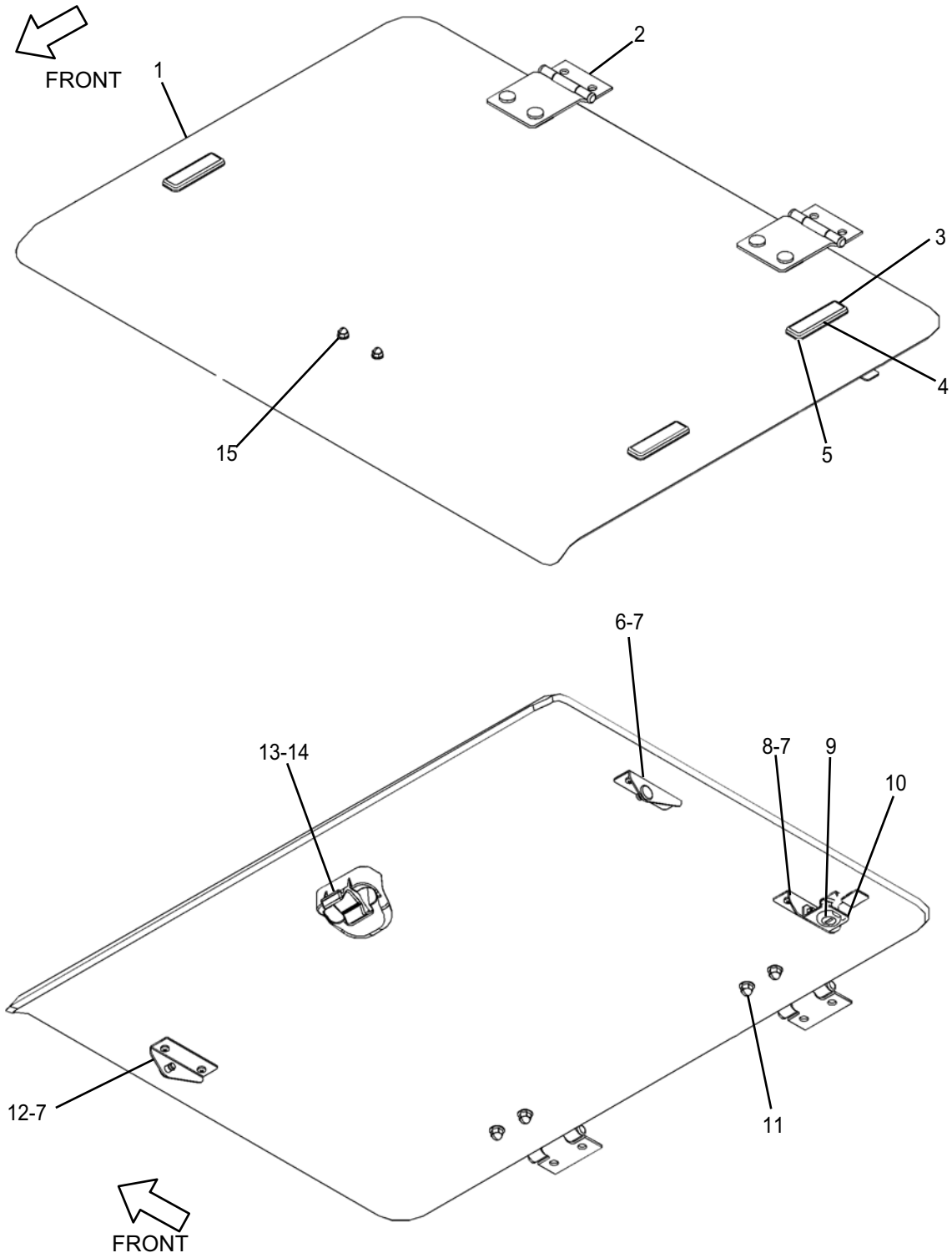


TABLE FOR FIGURE 03-19:

INDEX	PART NO.	DESCRIPTION	QTY	SERIAL NO.
	346-7922	HATCH GP-ROOF		
1	346-7906	VISOR	1	
2	340-6592	HINGE AS	2	
3	4I-4361	RETAINER	3	
4	4I-1260	PACKING	2	
5	085-6449	PACKING	3	
6	189-2694	BRACKET AS LH	1	
7	095-0736	SCREW-MACHINE (M5X0.8X10-MM)	8	
8	346-7907	BRACKET	1	
9	346-7924	LOCK AS	1	
10	346-7908	BRACKET AS	1	
11	6I-5342	NUT (M8X1.25-THD)	4	
12	189-2693	BRACKET AS RH	1	
13	161-3694	CATCH	1	
14	9X-2045	SCREW-TRUSS HEAD (M6X1X20-MM)	2	
15	171-7477	NUT	2	

FIGURE 03-20 MOUNTING GP-ROPS

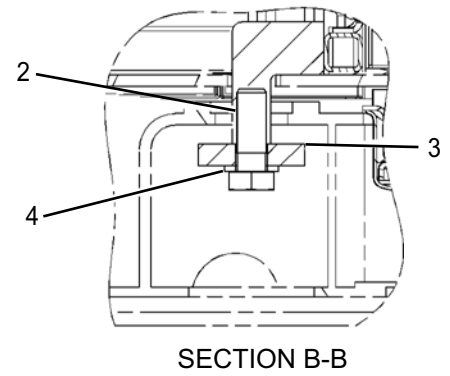
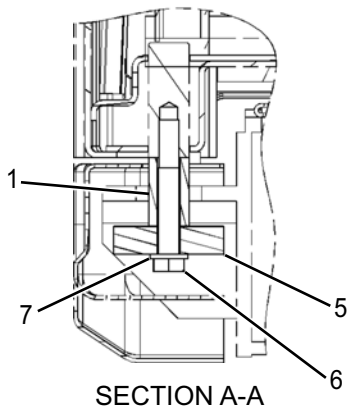
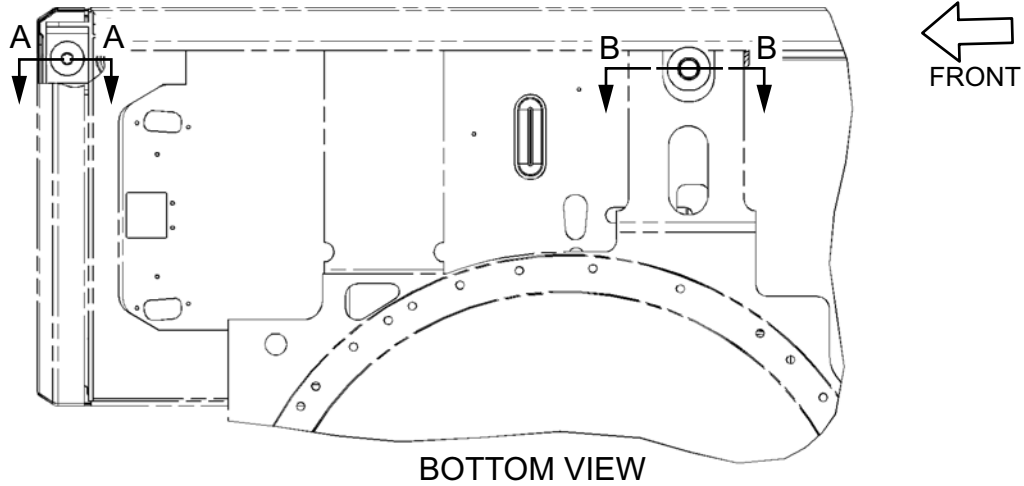


TABLE FOR FIGURE 03-20:

INDEX	PART NO.	DESCRIPTION	QTY	SERIAL NO.
	353-1852	MOUNTING GP-ROPS		
1	316-8931	SLEEVE (FRONT)	1	
2	145-2970	BOLT (M30X3.5X85-MM)	1	
3	353-2087	STOP (REAR)	1	
4	451-2178	WASHER-HARD	1	
5	316-8932	STOP (FRONT)	1	
6	453-1256	BOLT	1	
7	451-2175	WASHER-HARD (17.5X30X3.5-MM THK)	1	

FIGURE 03-21 LINES GP-WINDOW WASHER

NO IMAGE AVAILABLE

TABLE FOR FIGURE 03-21:

INDEX	PART NO.	DESCRIPTION	QTY	SERIAL NO.
	353-1972	LINES GP-WINDOW WASHER		
1	357-3977	LINES GP-WINDOW WASHER	1	
2	6V-3265	CLIP	2	
3	8T-4121	WASHER-HARD (11X21X2.5-MM THK)	2	
4	8T-4191	BOLT (M10X1.5X16-MM)	2	
5	9K-0700	GROMMET	1	

FIGURE 03-22 LINES GP-WINDOW WASHER

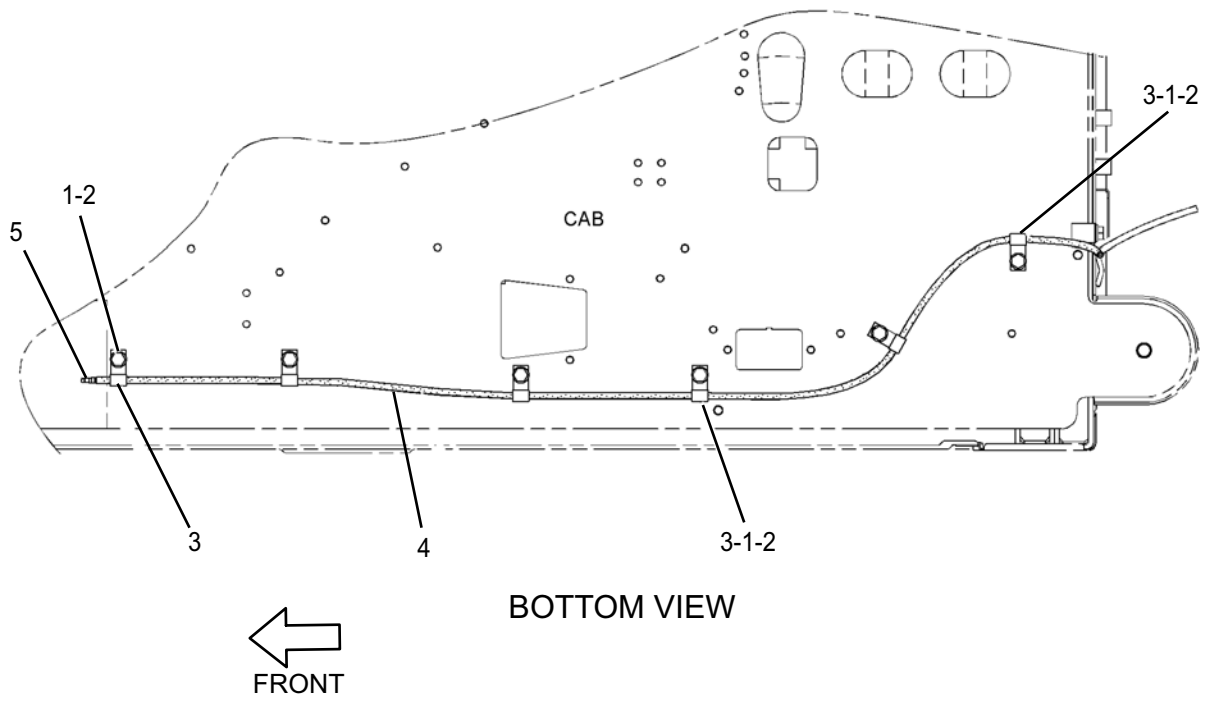


TABLE FOR FIGURE 03-22:

INDEX	PART NO.	DESCRIPTION	QTY	SERIAL NO.
	357-3977	LINES GP-WINDOW WASHER		
1	8T-4191	BOLT (M10X1.5X16-MM)	6	
2	8T-4121	WASHER-HARD (11X21X2.5-MM THK)	6	
3	6V-3265	CLIP	6	
4	144-0195	HOSE (140-CM)	AR	
5	7Y-3474	VALVE AS-CHECK (WINDOW WASHER)	1	

FIGURE 03-23 CAB GP

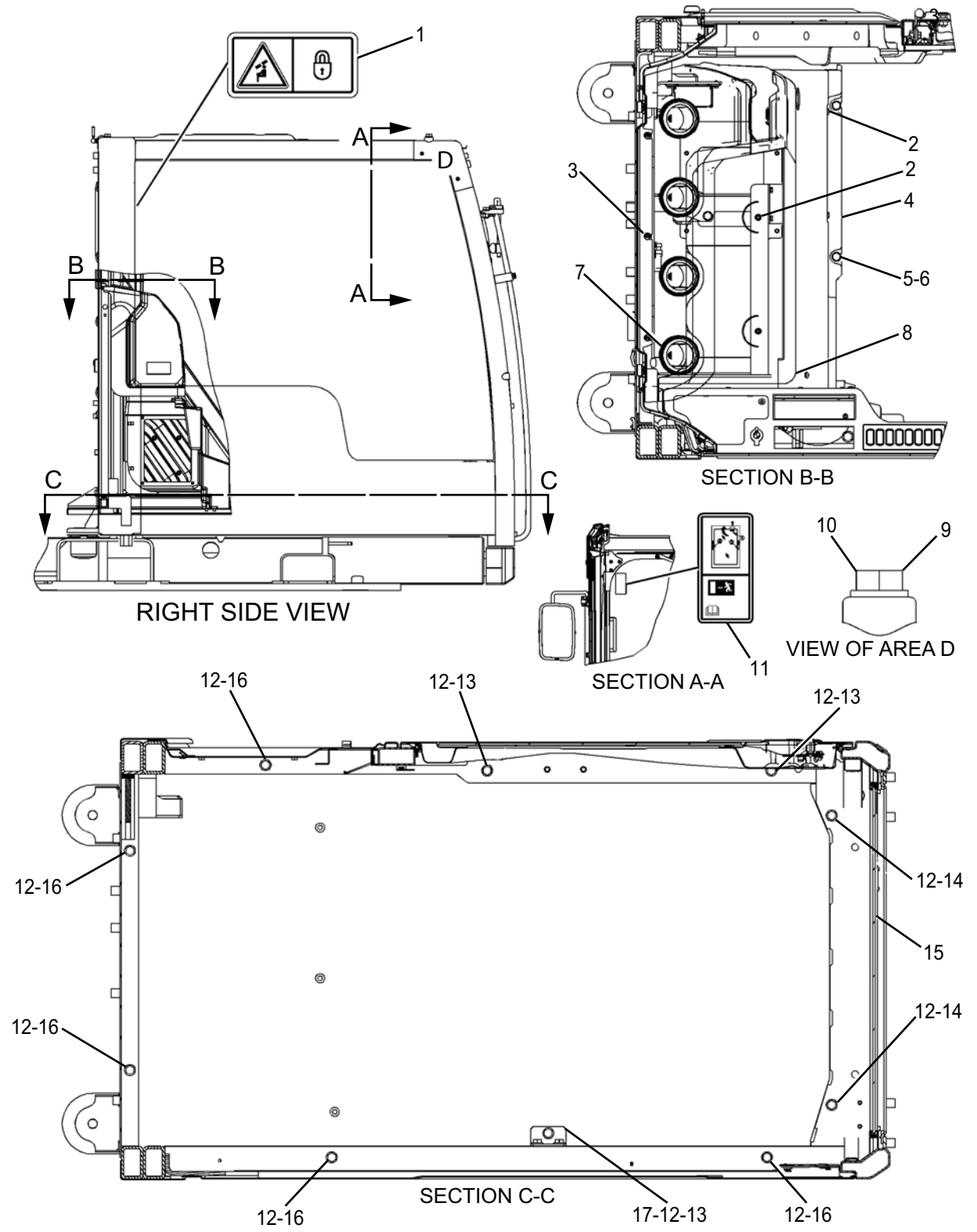


TABLE FOR FIGURE 03-23:

INDEX	PART NO.	DESCRIPTION	QTY	SERIAL NO.
	353-2045	CAB GP		
1	331-8008	FILM-WARNING (FRONT WINDOW, READ OMM, INTL)	1	
2	128-2135	SCREW-TRUSS HEAD (M6X1X13-MM)	5	
3	128-2136	SCREW-TRUSS HEAD (M6X1X16-MM)	3	
4	327-6554	COVER	1	
5	8T-4121	WASHER-HARD (11X21X2.5-MM THK)	3	
6	8T-4191	BOLT (M10X1.5X16-MM)	3	
7	164-8474	LOUVER AS-VENT	4	
8	327-6616	COVER GP-CAB	1	
9	8T-4190	BOLT (M16X2X25-MM)	4	
10	9X-8257	WASHER (17.5X30X3.5-MM THK)	4	
11	331-7979	FILM-INSTRUCTION (ALTERNATE EXIT, READ OMM)	1	
12	8T-4223	WASHER-HARD (13.5X25.5X3-MM THK)	12	
13	8T-4179	BOLT (M12X1.75X20-MM)	5	
14	8T-4192	BOLT (M12X1.75X25-MM)	2	
15	353-2046	CAB GP	1	
16	8T-4648	BOLT (M12X1.75X70-MM)	5	
17	235-9001	SUPPORT	1	

FIGURE 03-24 COVER GP-CAB

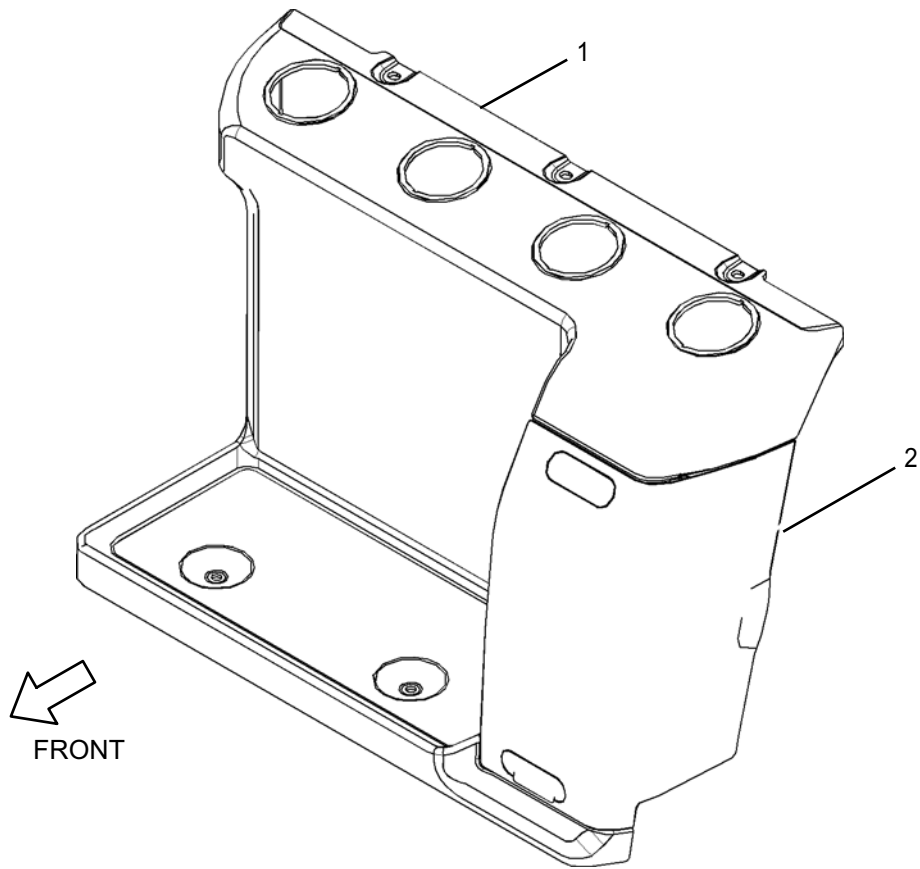


TABLE FOR FIGURE 03-24:

INDEX	PART NO.	DESCRIPTION	QTY	SERIAL NO.
	327-6616	COVER GP-CAB		
1	327-6486	COVER	1	
2	327-6487	COVER	1	

FIGURE 03-25 CAB GP

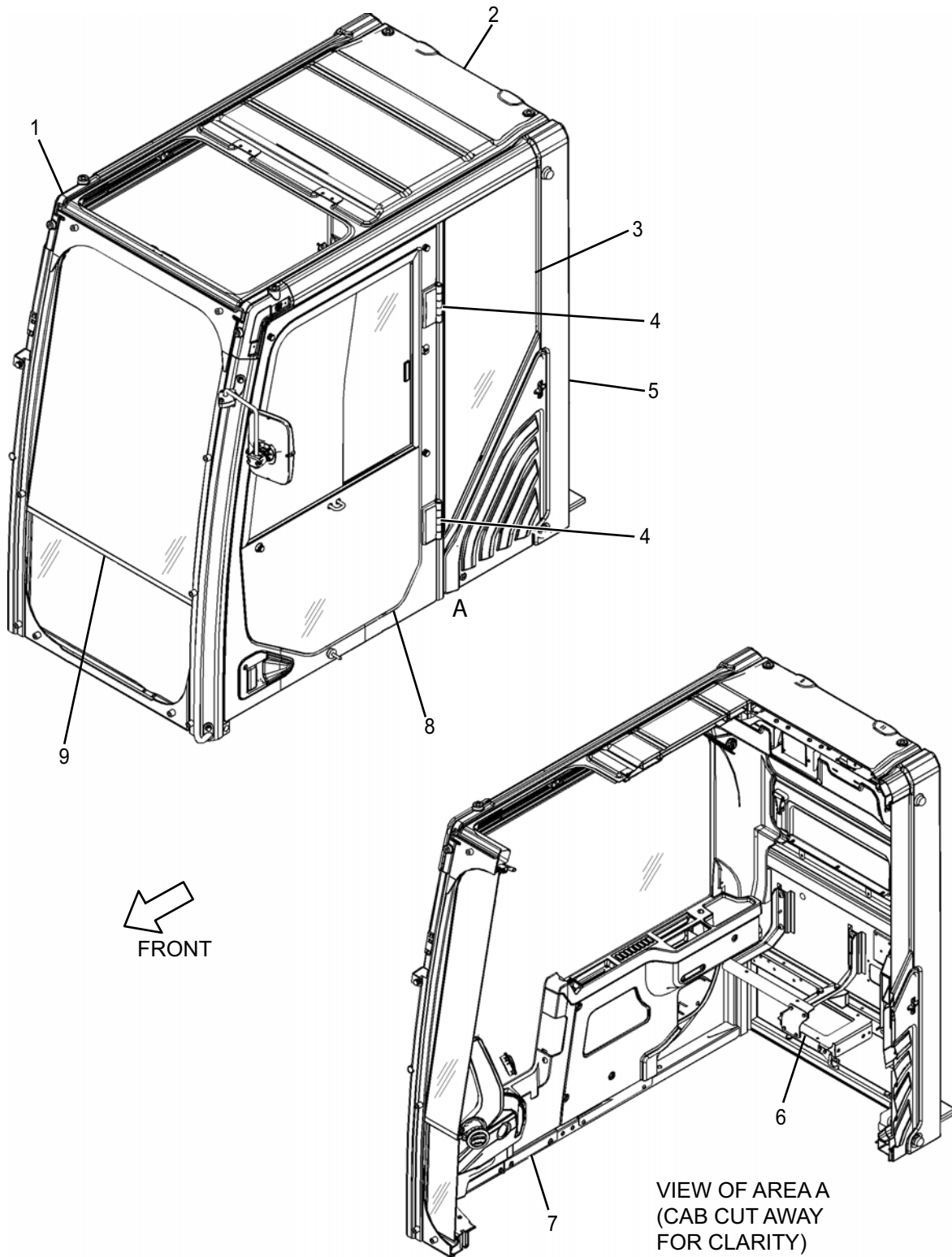


TABLE FOR FIGURE 03-25:

INDEX	PART NO.	DESCRIPTION	QTY	SERIAL NO.
	353-2046	CAB GP		
1	346-7953	COVER GP-CAB	1	
2	353-1845	CAB GP (EXTERIOR)	1	
3	342-3549	WINDOW GP-CAB (FRONT, REAR, SIDE)	1	
4	151-6777	HINGE	2	
5	357-3891	CAB AS	1	
6	333-4161	BRACKET GP-MOUNTING	1	
7	333-4344	CAB GP (INTERIOR)	1	
8	346-8062	DOOR GP-CAB	1	
	185-8182	•BOLT (M10X1.5X20-MM)	6	
	185-8187	•WASHER (10.2X22X3.2-MM THK)	6	
	9X-2041	•SCREW-TRUSS HEAD (M10X1.5X20-MM)	6	
9	327-6625	WINDOW GP-CAB (FRONT, UPPER)	1	

FIGURE 03-26 BRACKET GP-MOUNTING

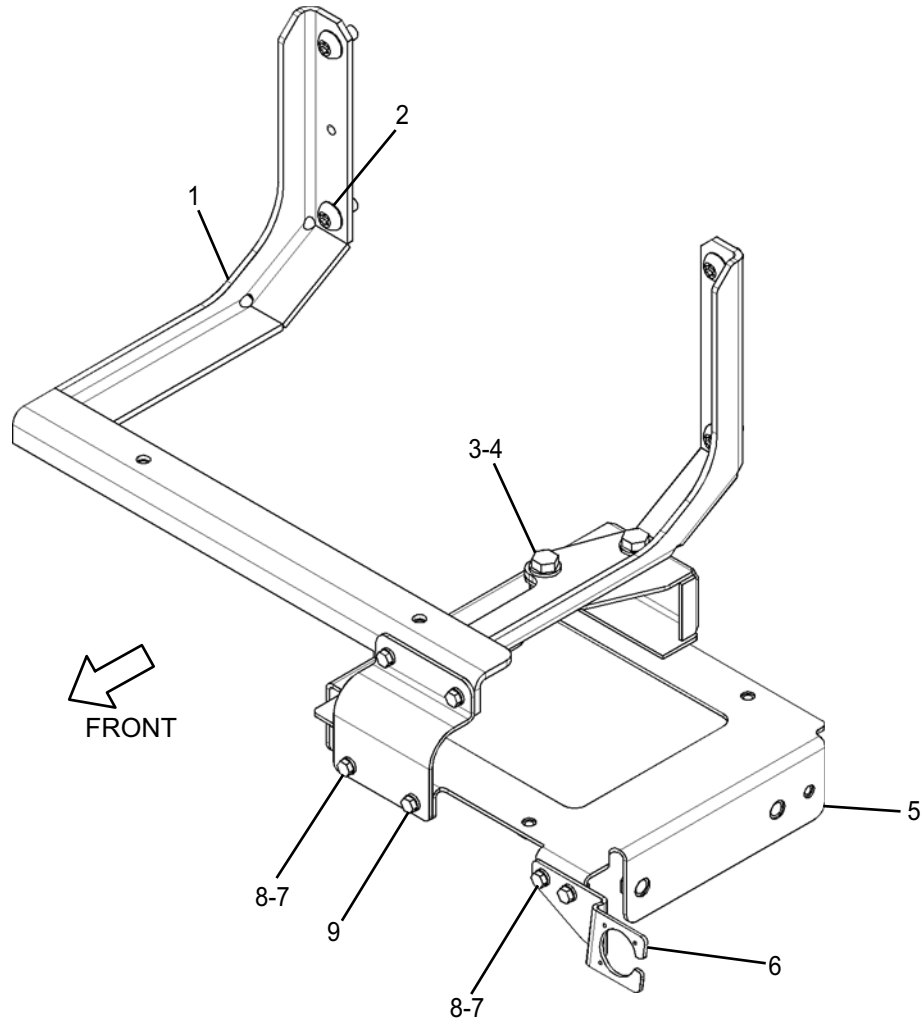


TABLE FOR FIGURE 03-26:

INDEX	PART NO.	DESCRIPTION	QTY	SERIAL NO.
	333-4161	BRACKET GP-MOUNTING		
1	346-7998	BRACKET AS	1	
2	9X-2041	SCREW-TRUSS HEAD (M10X1.5X20-MM)	4	
3	8T-4121	WASHER-HARD (11X21X2.5-MM THK)	2	
4	8T-4137	BOLT (M10X1.5X20-MM)	2	
5	346-7957	BRACKET AS	1	
6	342-3564	BRACKET	1	
7	9X-8256	WASHER (6.6X12X2-MM THK)	6	
8	5C-9553	BOLT (M6X1X16-MM)	6	
9	333-4176	BRACKET	1	

FIGURE 03-27 CAB GP-INTERIOR

NO IMAGE AVAILABLE

TABLE FOR FIGURE 03-27:

INDEX	PART NO.	DESCRIPTION	QTY	SERIAL NO.
	333-4344	CAB GP-INTERIOR		
1	333-4345	COVER GP-CAB REAR	1	
2	333-4346	COVER GP-CONSOLE (WIPER MOTOR)	1	
3	333-4347	COVER GP-CAB RH	1	

FIGURE 03-28 COVER GP-CAB-REAR

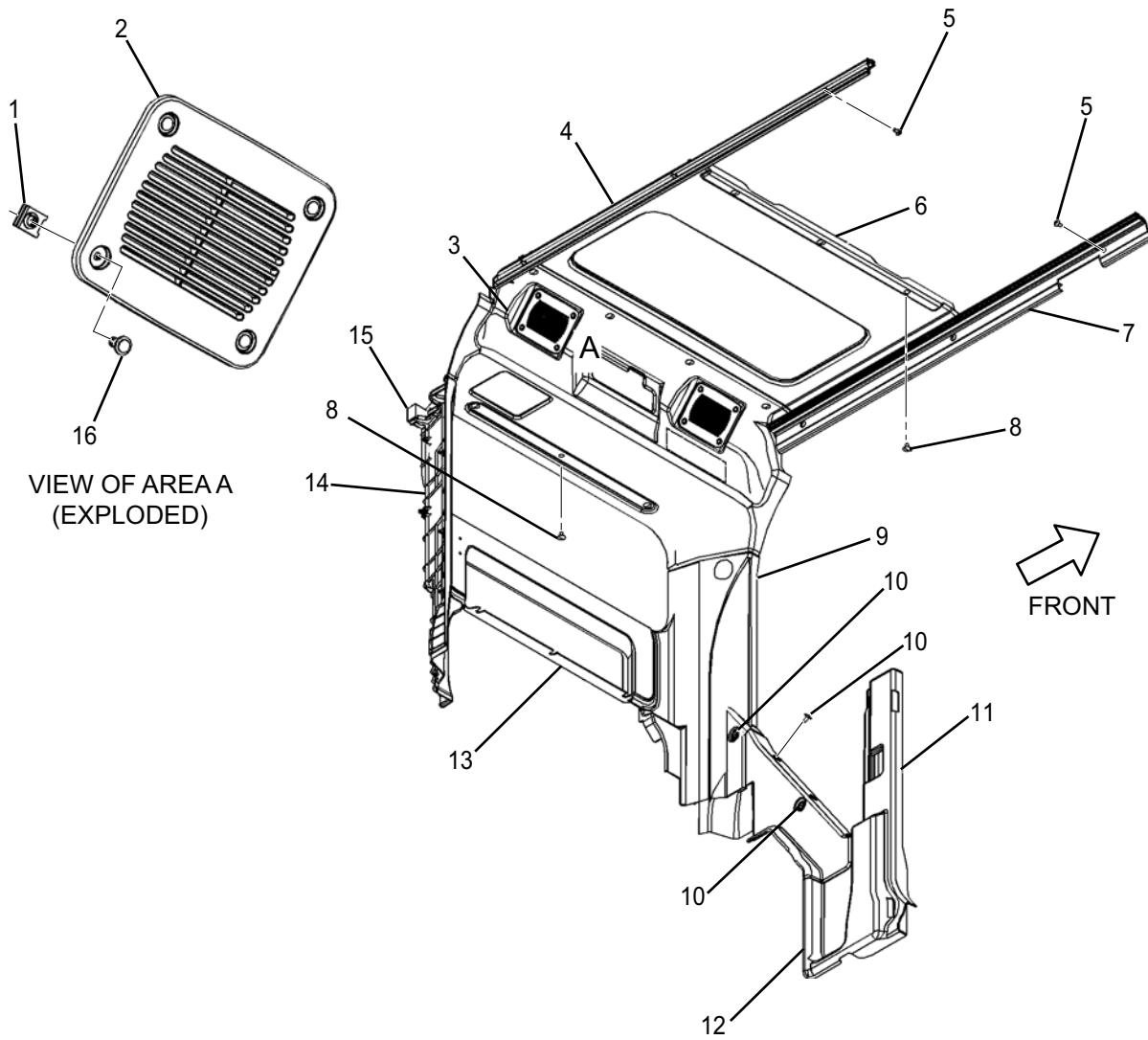


TABLE FOR FIGURE 03-28:

INDEX	PART NO.	DESCRIPTION	QTY	SERIAL NO.
	333-4345	COVER GP-CAB-REAR		
1	234-6579	NUT-SPEED	8	
2	333-4353	COVER	2	
3	327-6476	COVER	1	
4	357-3898	RAIL AS RH	1	
5	128-2135	SCREW-TRUSS HEAD (M6X1X13-MM)	6	
6	327-6480	COVER	1	
7	357-3899	RAIL AS LH	1	
8	185-8205	CLIP	10	
9	346-7361	COVER AS	1	
10	357-3975	RIVET	5	
11	342-3747	COVER AS	1	
	170-9724	•CLIP	6	
	327-6475	•COVER	1	
12	340-6742	COVER	1	
13	346-7366	COVER AS	1	
14	346-7363	COVER AS	1	
	357-3901	•STOP	1	
15	357-3964	SPACER	2	
16	171-7325	SCREW - TAPPING (M5X0.8-THD)	8	

FIGURE 03-29 COVER GP-CONSOLE-WIPER MOTOR

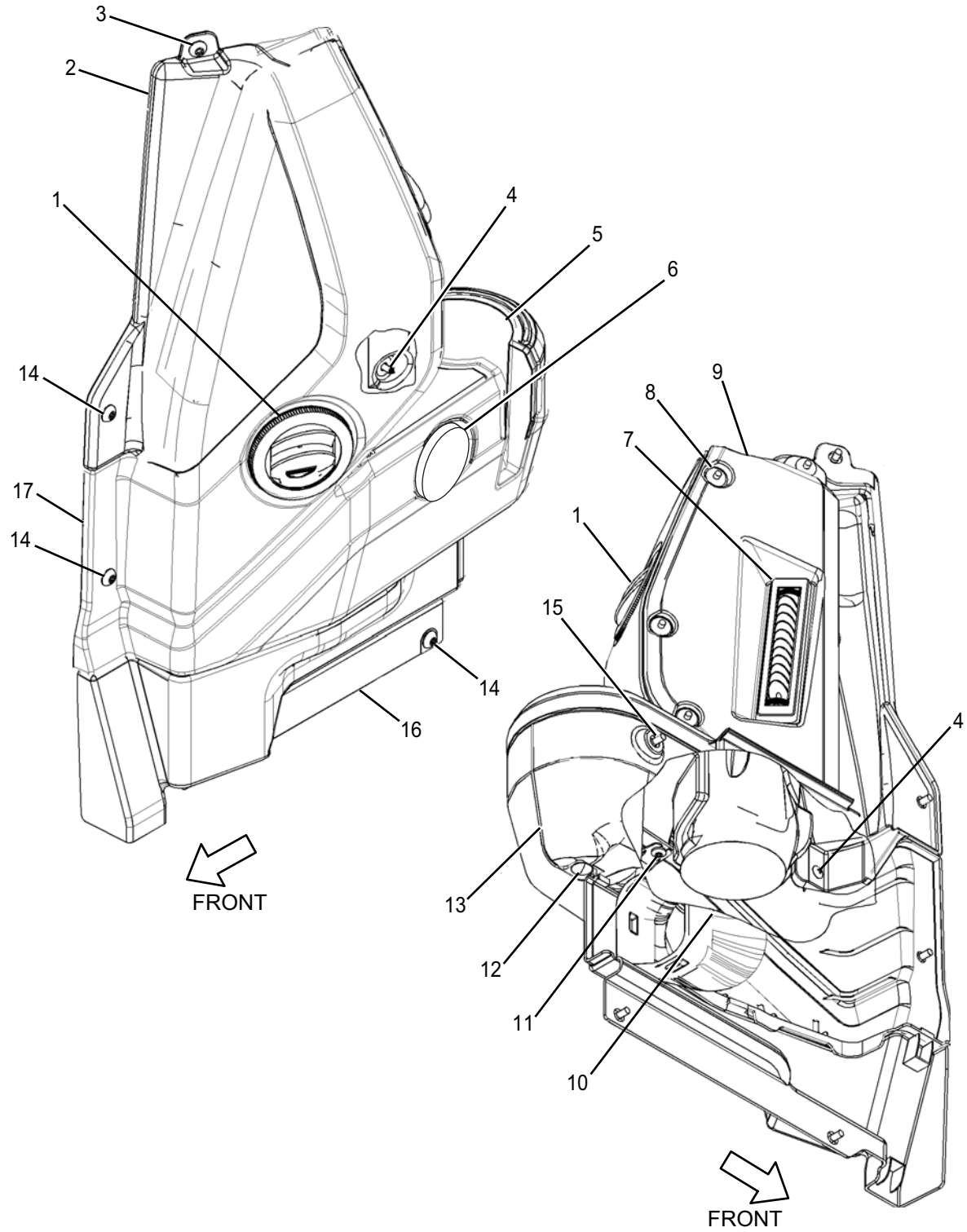


TABLE FOR FIGURE 03-29:

INDEX	PART NO.	DESCRIPTION	QTY	SERIAL NO.
	333-4346	COVER GP-CONSOLE-WIPER MOTOR		
1	164-8474	LOUVER AS-VENT	1	
2	327-6465	COVER	1	
3	9X-2042	SCREW-TRUSS HEAD (M6X1X12-MM)	1	
4	245-7790	SCREW - TAPPING	1	
5	346-7372	COVER	1	
6	A-04253-703	PLUG	1	
7	8Y-6352	LOUVER AS	1	
8	357-3966	FASTENER	4	
9	327-6464	COVER	1	
10	333-4363	DUCT	1	
11	099-0823	SCREW-MACHINE (M6X1X6-MM)	1	
12	185-8205	CLIP	1	
13	327-6466	COVER	1	
14	128-2135	SCREW-TRUSS HEAD (M6X1X13-MM)	5	
15	128-2136	SCREW-TRUSS HEAD (M6X1X16-MM)	1	
16	327-6467	COVER	1	
17	327-6463	COVER	1	

FIGURE 03-30 COVER GP-CAB-RH

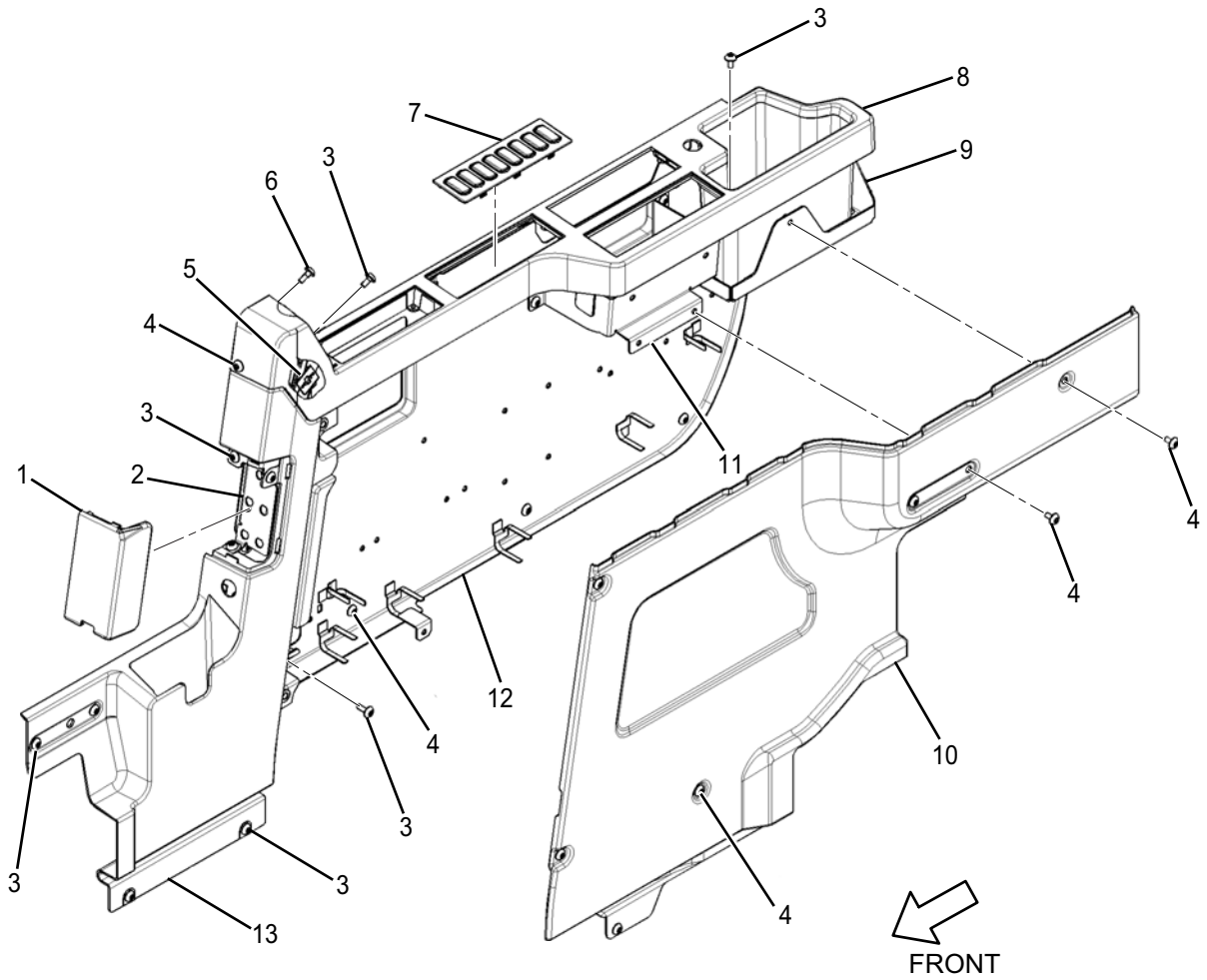


TABLE FOR FIGURE 03-30:

INDEX	PART NO.	DESCRIPTION	QTY	SERIAL NO.
	333-4347	COVER GP-CAB RH		
1	327-6472	COVER	1	
2	346-7359	BRACKET AS	1	
3	128-2135	SCREW-TRUSS HEAD (M6X1X13-MM)	12	
4	9X-2042	SCREW-TRUSS HEAD (M6X1X12-MM)	26	
5	235-8966	BASE-MOUNTING	1	
6	128-2136	SCREW-TRUSS HEAD (M6X1X16-MM)	12	
7	164-0655	PANEL-SWITCH	1	
8	357-3861	COVER AS	1	
9	333-4366	BRACKET AS	1	
10	327-6471	COVER	1	
11	333-4365	BRACKET AS	1	
12	333-4364	PANEL AS	1	
13	327-6470	COVER	1	

FIGURE 03-31 DOOR GP-CAB-PARTIAL

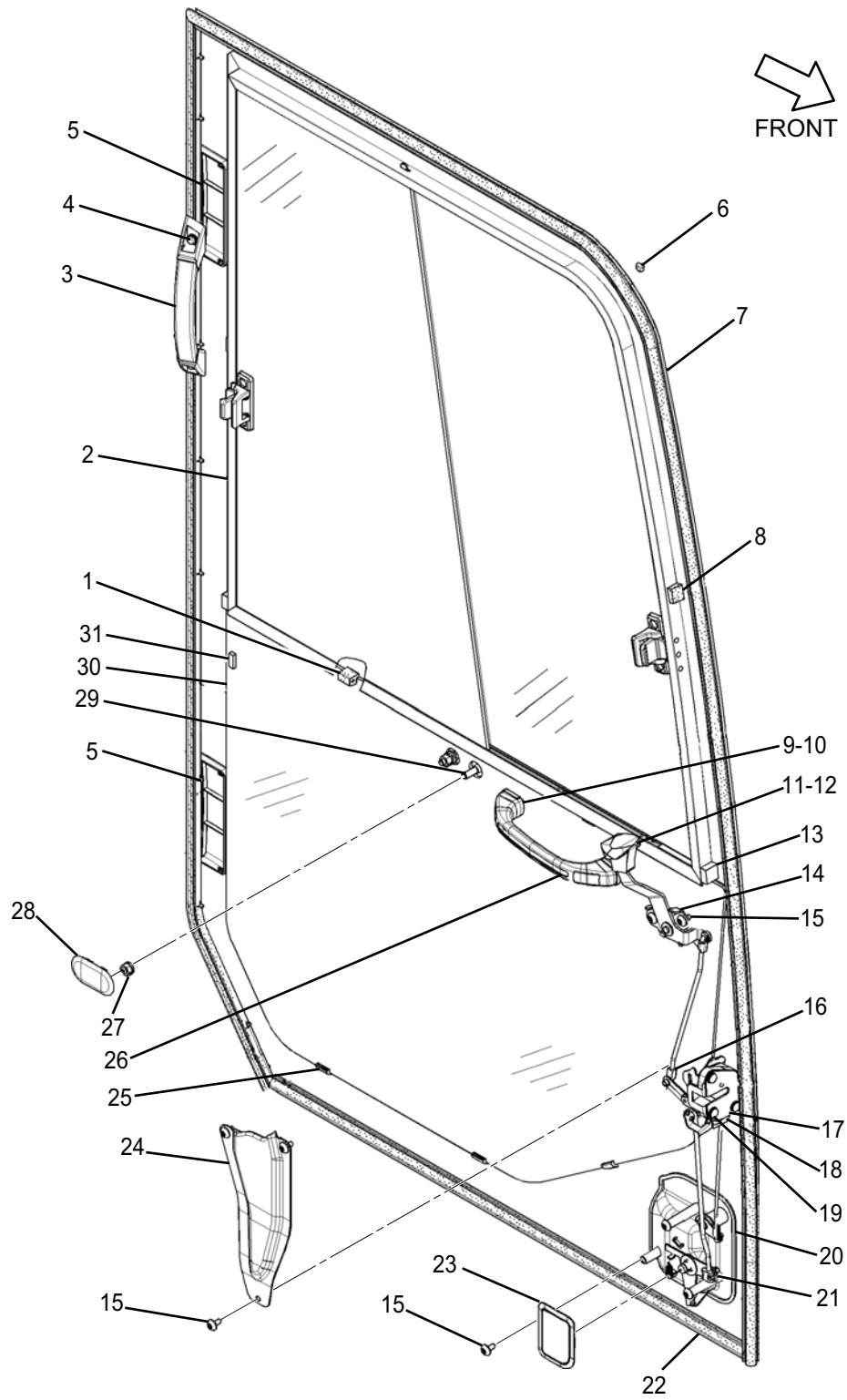


TABLE FOR FIGURE 03-31:

INDEX	PART NO.	DESCRIPTION	QTY	SERIAL NO.
	334-6387	DOOR GP-CAB-PARTIAL		
1	334-6526	SPACER	2	
2	383-5650	WINDOW GP-DOOR	1	
3	189-2690	HANDLE	1	
4	101-8900	SCREW AS (M6X1X20-MM)	2	
5	156-6643	COVER	2	
6	334-6538	BUSHING-RUBBER	1	
7	334-6528	SEAL AS	1	
	151-9497	•CLIP	23	
8	151-9461	SPACER	2	
9	151-6703	HANDLE-PULL	1	
10	101-8899	SCREW AS (M6X1.0X16-MM)	2	
11	4I-4286	KNOB (HANDLE)	1	
12	096-2622	SCREW-MACHINE (M4X0.7X8-MM)	2	
13	334-6527	SPACER	2	
14	161-3639	HANDLE AS	1	
15	9X-2042	SCREW-TRUSS HEAD (M6X1X12-MM)	8	
16	164-0519	CLIP	1	
17	185-8180	SCREW (M6X1X16-MM)	3	
18	334-6535	LATCH AS	1	
19	164-0514	CLIP	1	
20	334-6537	HANDLE AS	1	
	201-4391	•CLIP	1	
21	164-0515	JOINT	1	
22	334-6531	SEAL AS	1	
	334-6530	•CLIP	1	
23	259-7354	COVER	5	

TABLE FOR FIGURE 03-31: (Cont.)

INDEX	PART NO.	DESCRIPTION	QTY	SERIAL NO.
24	334-6536	COVER	1	
25	178-5573	SPACER	3	
26	151-6704	CAP (HANDLE)	2	
27	096-3884	NUT-SPRING (M8X1.25-THD)	2	
28	167-7039	GROMMET	1	
29	334-6534	HOOK	1	
30	334-6533	GLASS	1	
31	178-5574	SPACER	2	

THIS PAGE INTENTIONALLY LEFT BLANK

FIGURE 03-32 SPACER-RUBBER

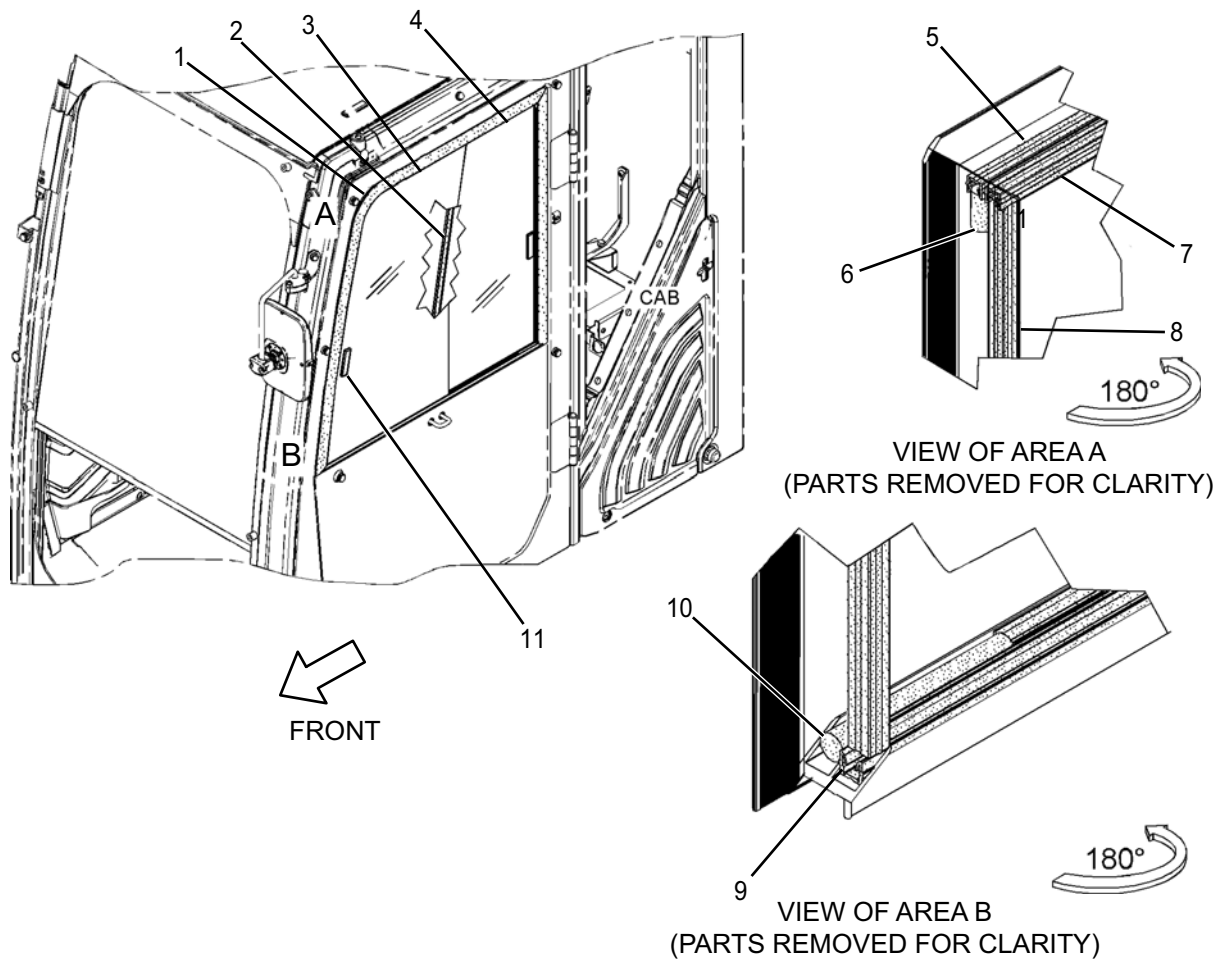


TABLE FOR FIGURE 03-32:

INDEX	PART NO.	DESCRIPTION	QTY	SERIAL NO.
	383-5545	SPACER-RUBBER		
1	383-5556	FRAME AS	1	
2	383-5651	SEAL AS	1	
3	383-5583	GLASS	1	
4	383-5582	GLASS	1	
5	383-5577	SEAL	1	
6	383-5545	SPACER-RUBBER	1	
7	383-5578	SEAL	1	
8	383-5580	SEAL	1	
9	383-5579	SEAL	2	
10	383-5581	SPACER-RUBBER	2	
11	085-6444	LATCH GP-WINDOW	2	

FIGURE 03-33 LATCH GP-WINDOW

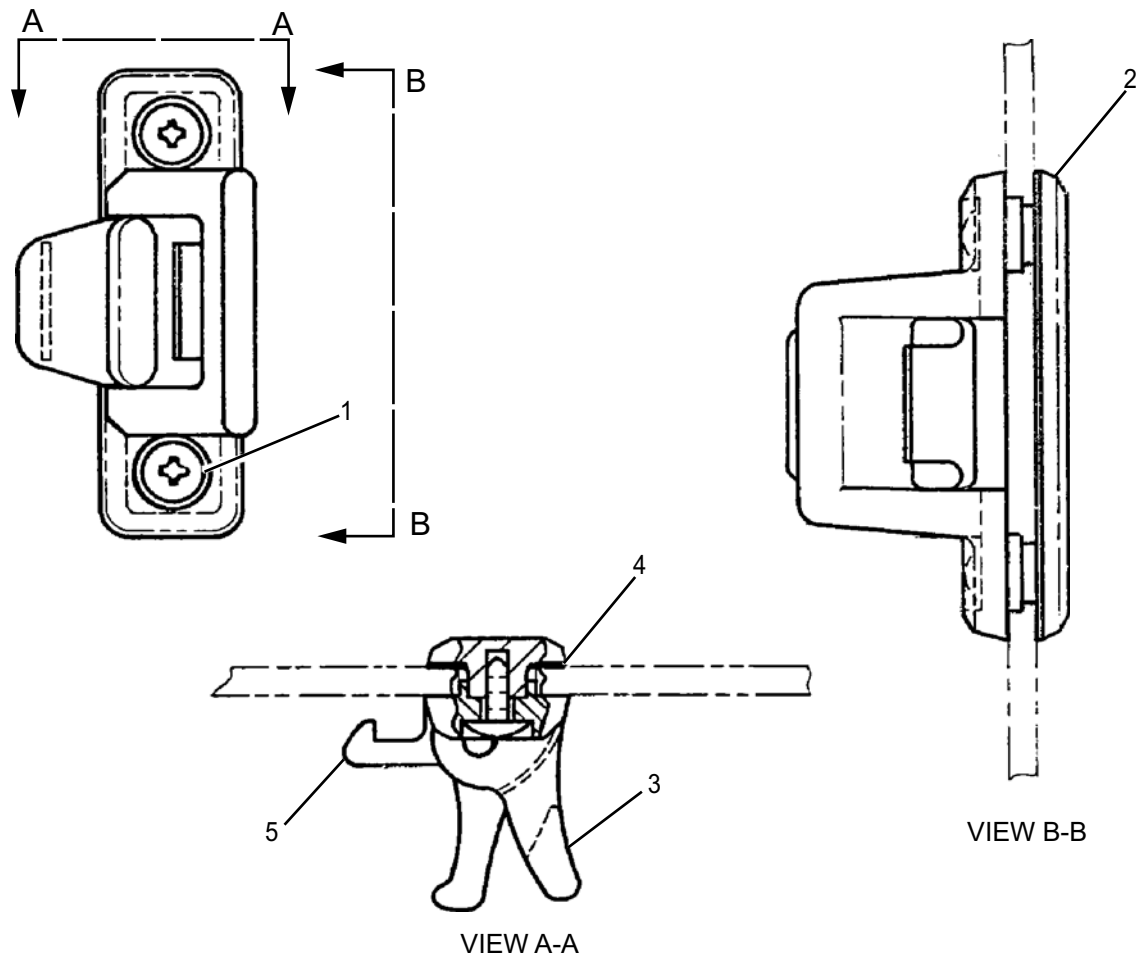


TABLE FOR FIGURE 03-33:

INDEX	PART NO.	DESCRIPTION	QTY	SERIAL NO.
	085-6444	LATCH GP-WINDOW		
1	085-6448	SCREW - TAPPING	2	
2	085-6447	RETAINER	1	
3	085-6446	LOCK	1	
4	085-6449	PACKING	1	
5	085-6445	LOCK	1	

THIS PAGE INTENTIONALLY LEFT BLANK

FIGURE 03-34 CAB GP-EXTERIOR (SHEET 1 OF 2)

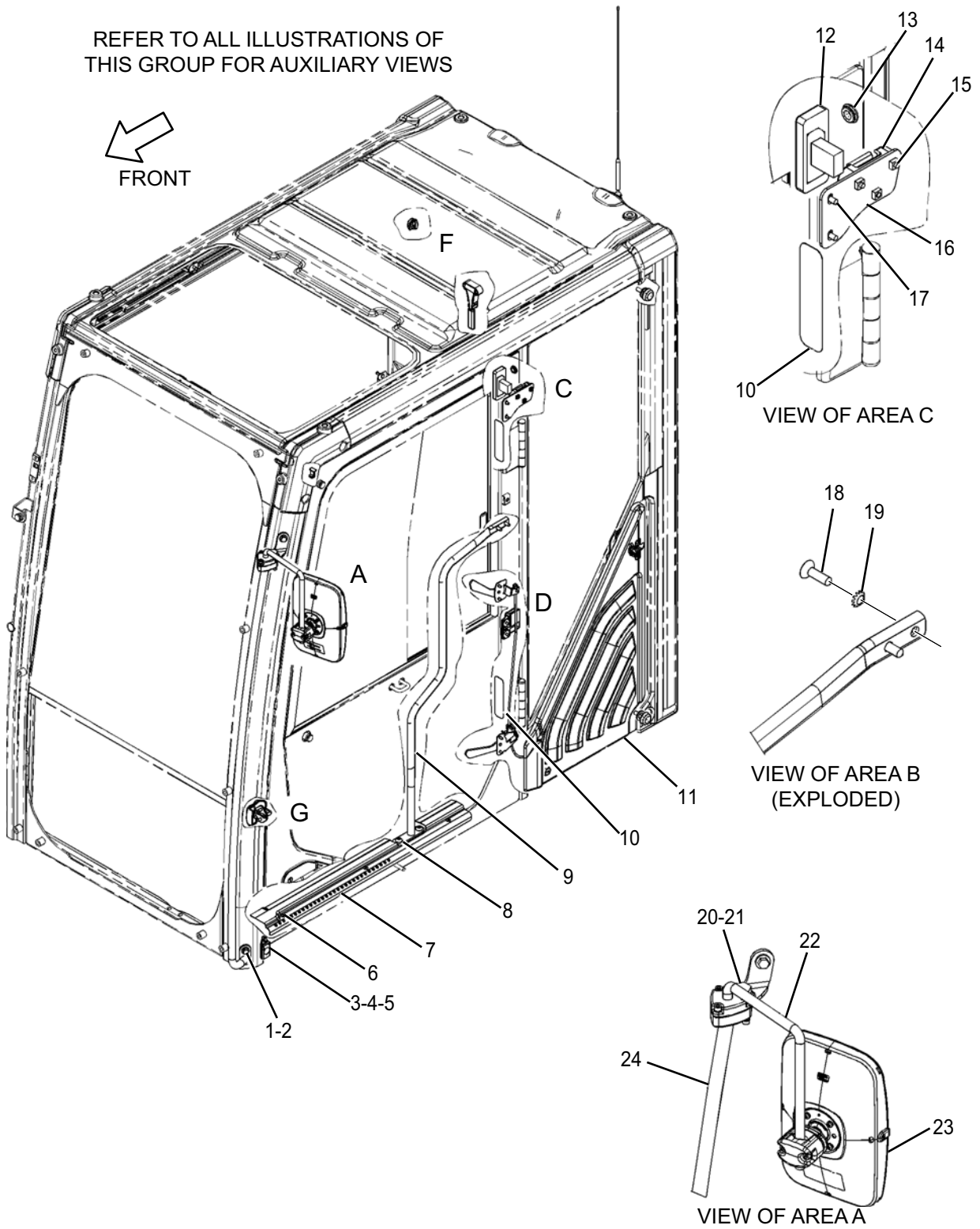


FIGURE 03-34 CAB GP-EXTERIOR (SHEET 2 OF 2)

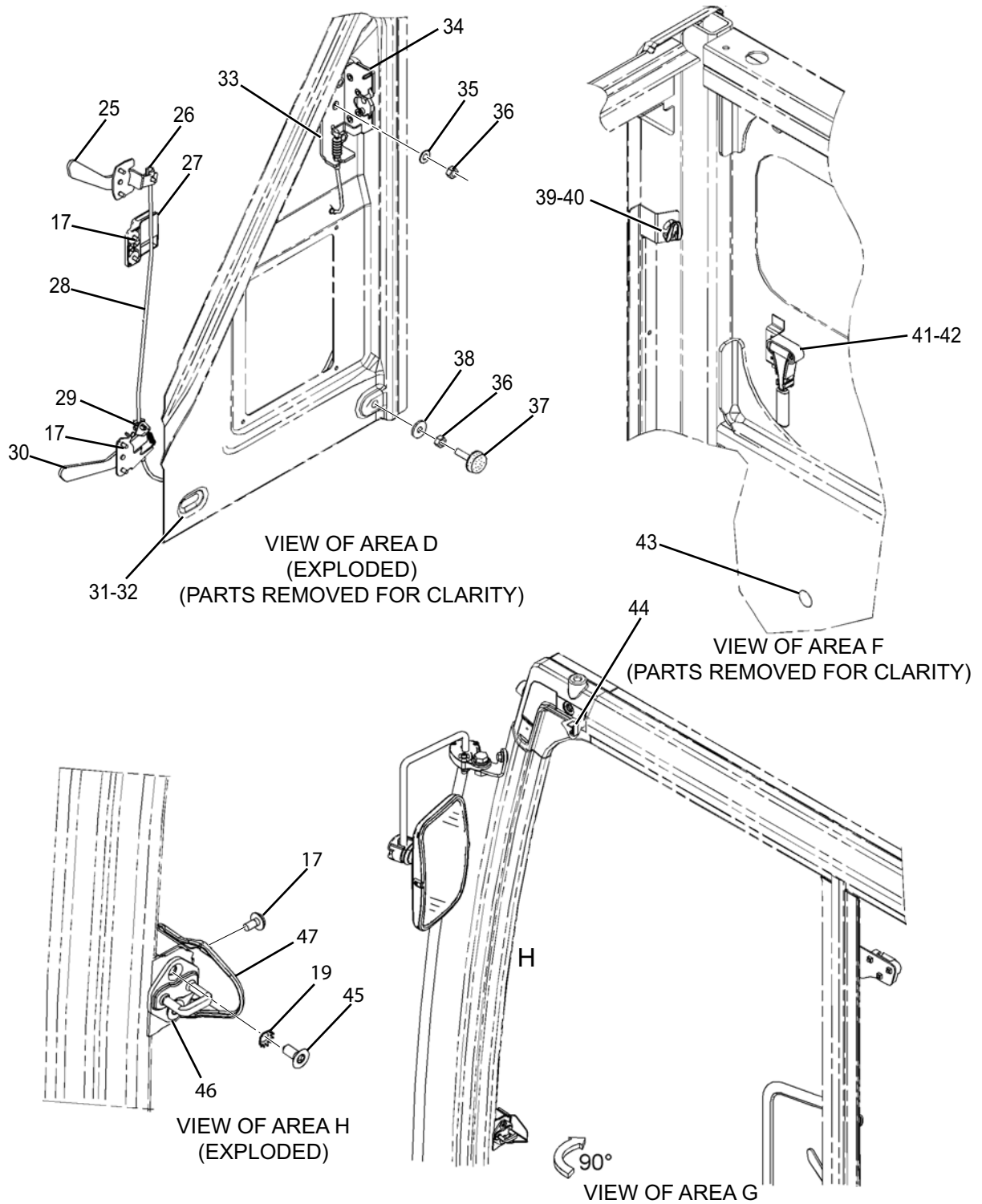


TABLE FOR FIGURE 03-34:

INDEX	PART NO.	DESCRIPTION	QTY	SERIAL NO.
	353-1845	CAB GP-EXTERIOR		
1	8T-4137	BOLT (M10X1.5X20-MM)	2	
2	4I-3144	WASHER-HARD (10.2X22X3.2-MM THK)	2	
3	334-6566	STOP	1	
4	334-6567	COVER	1	
5	128-2135	SCREW-TRUSS HEAD (M6X1X13-MM)	1	
6	099-0823	SCREW-MACHINE (M6X1X6-MM)	3	
7	334-6549	GUARD	1	
8	9X-2041	SCREW-TRUSS HEAD (M10X1.5X20-MM)	2	
9	334-6546	HANDRAIL	1	
10	167-7042	SEAL	2	
11	334-6568	COVER GP-CAB (EXTERIOR)	1	
12	176-1986	LAMP AS-DOME	1	
	201-4417	•LAMP (24-VOLT, 10-WATT)	1	
13	340-6587	GROMMET	1	
14	4I-4270	HOLDER-GLASS	1	
15	3E-8020	SCREW-TRUSS HEAD (M6X1X25-MM)	6	
16	334-6562	BRACKET AS	2	
17	9X-2042	SCREW-TRUSS HEAD (M6X1X12-MM)	16	
18	189-2864	SCREW-FLAT HEAD (M8X1.25X30-MM)	3	
19	1R-5998	LOCKWASHER	4	
20	8T-4779	BOLT (M16X2X35-MM)	1	
21	9X-8257	WASHER (17.5X30X3.5-MM THK)	1	
22	346-7375	BRACKET GP-MOUNTING (MIRROR)	1	
23	327-6550	MIRROR GP-REAR VIEW	1	
24	334-6542	HANDRAIL	1	
25	334-6552	LEVER GP-CAB DOOR	1	

TABLE FOR FIGURE 03-34: (Cont.)

INDEX	PART NO.	DESCRIPTION	QTY	SERIAL NO.
26	340-6586	CLIP	1	
27	334-6564	HOLDER	1	
28	334-6551	ROD	1	
29	164-0515	JOINT	2	
30	334-6557	LEVER GP-CAB DOOR	1	
31	163-6795	STRAP-CABLE	2	
32	334-6550	CABLE AS	1	
33	334-6565	BRACKET	1	
34	383-5666	LATCH AS	1	
35	4B-4278	WASHER (10.2X20.5X1.6-MM THK)	1	
36	8T-4133	NUT (M10X1.5-THD)	5	
37	4I-1205	BUMPER	2	
38	099-3607	WASHER-HARD (10.2X30X3.2-MM THK)	2	
39	5C-7793	HOOK-COAT	1	
40	095-0755	SCREW-MACHINE (M4X0.7X12-MM)	2	
41	280-8618	HAMMER	1	
42	171-7325	SCREW - TAPPING (M5X0.8-THD)	2	
43	156-6480	SEAL	1	
44	353-1887	COVER	1	
45	127-0580	SCREW-FLAT HEAD (M8X1.25X20-MM)	2	
46	156-6599	STRIKER	1	
47	353-2024	COVER	1	

THIS PAGE INTENTIONALLY LEFT BLANK

FIGURE 03-35 MIRROR GP-REAR VIEW

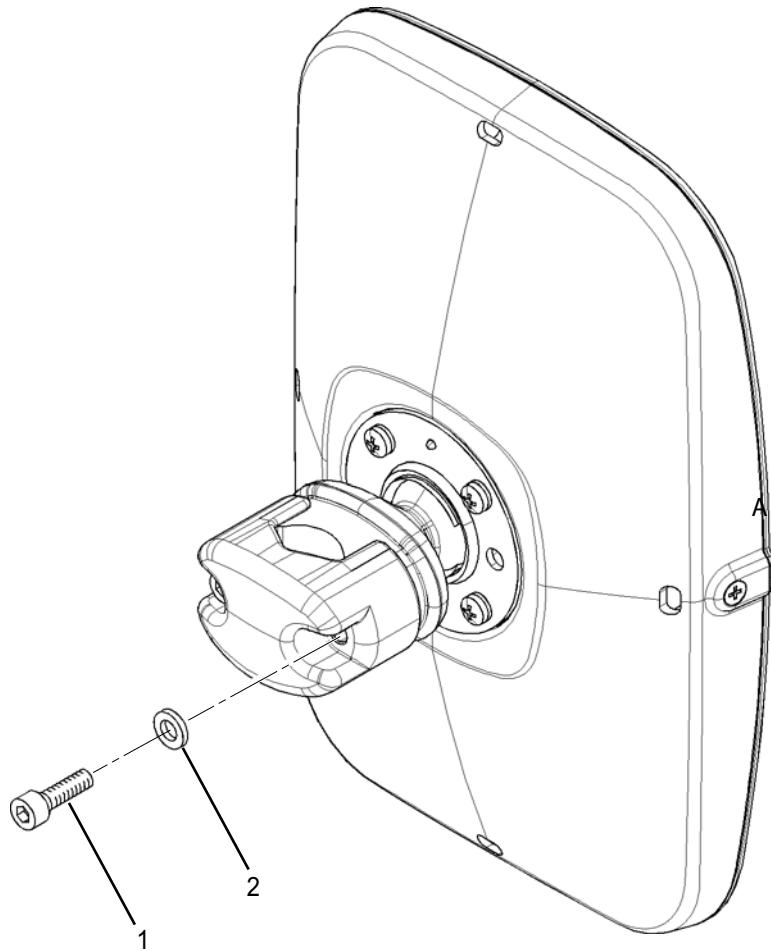
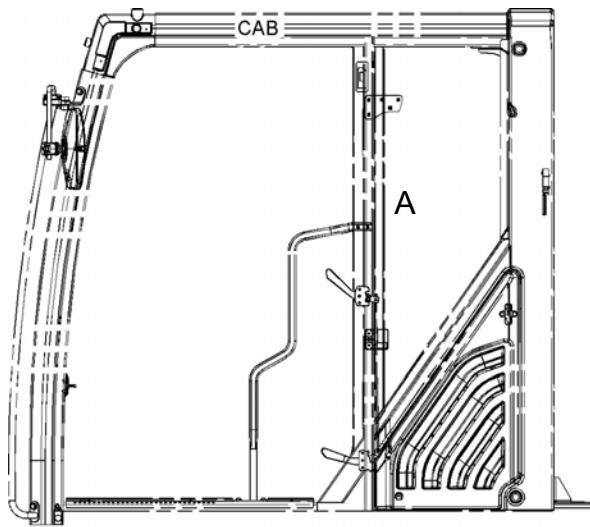


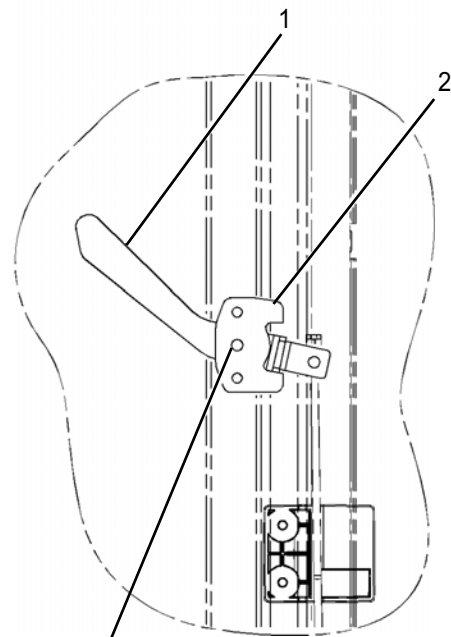
TABLE FOR FIGURE 03-35:

INDEX	PART NO.	DESCRIPTION	QTY	SERIAL NO.
	327-6550	MIRROR GP-REAR VIEW		
1	105-3487	BOLT-SOCKET HEAD (M6X1X20-MM)	2	
2	9X-8256	WASHER (6.6X12X2-MM THK)	2	

FIGURE 03-36 LEVER GP-CAB DOOR



LEFT SIDE VIEW



4-3 VIEW OF AREA A

TABLE FOR FIGURE 03-36:

INDEX	PART NO.	DESCRIPTION	QTY	SERIAL NO.
	334-6552	LEVER GP-CAB DOOR		
1	334-6554	LEVER AS	1	
2	334-6553	BRACKET	1	
3	185-8280	WASHER-WAVE (10.5X15X0.3-MM THK)	1	
4	176-1941	PIN	1	

FIGURE 03-37 LEVER GP-CAB DOOR

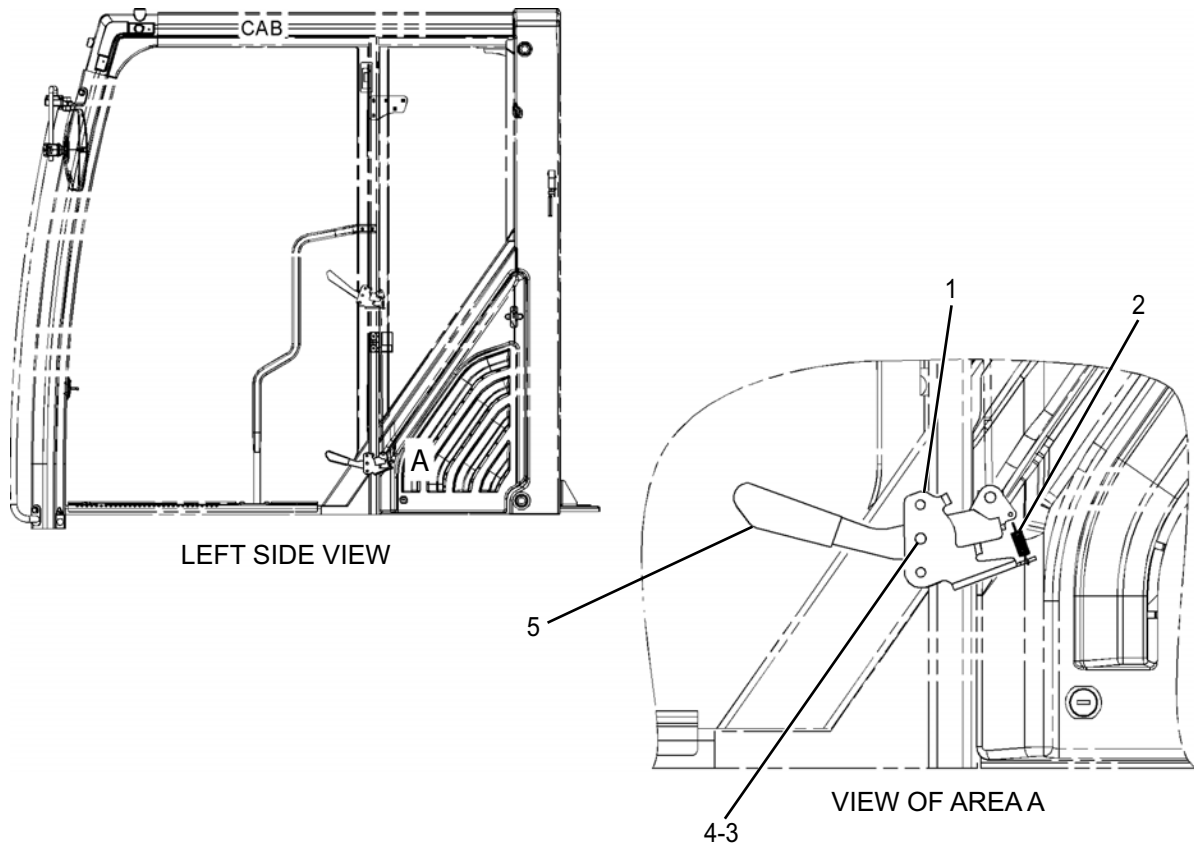


TABLE FOR FIGURE 03-37:

INDEX	PART NO.	DESCRIPTION	QTY	SERIAL NO.
	334-6557	LEVER GP-CAB DOOR		
1	334-6558	BRACKET	1	
2	185-8281	SPRING	1	
3	185-8280	WASHER-WAVE (10.5X15X0.3-MM THK)	1	
4	176-1941	PIN	1	
5	334-6559	LEVER AS	1	

FIGURE 03-38 COVER GP-CAB-EXTERIOR

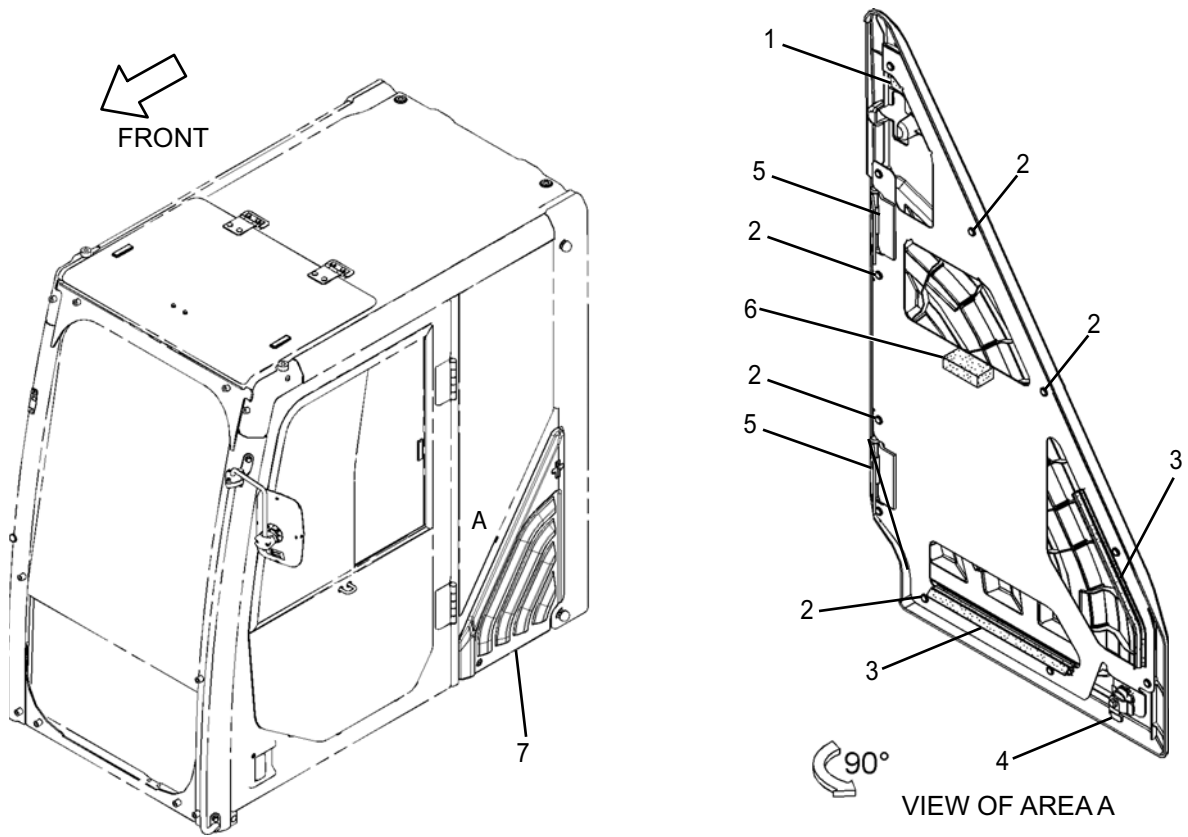


TABLE FOR FIGURE 03-38:

INDEX	PART NO.	DESCRIPTION	QTY	SERIAL NO.
	334-6568	COVER GP-CAB-EXTERIOR		
1	340-6584	SEAL	1	
2	171-7325	SCREW - TAPPING (M5X0.8-THD)	11	
3	340-6585	SEAL-RUBBER	2	
4	267-7064	LOCK AS	1	
5	340-6582	HINGE	2	
6	383-5644	INSULATION	1	
7	353-2020	COVER GP	1	

FIGURE 03-39 BRACKET GP-MOUNTING-MIRROR

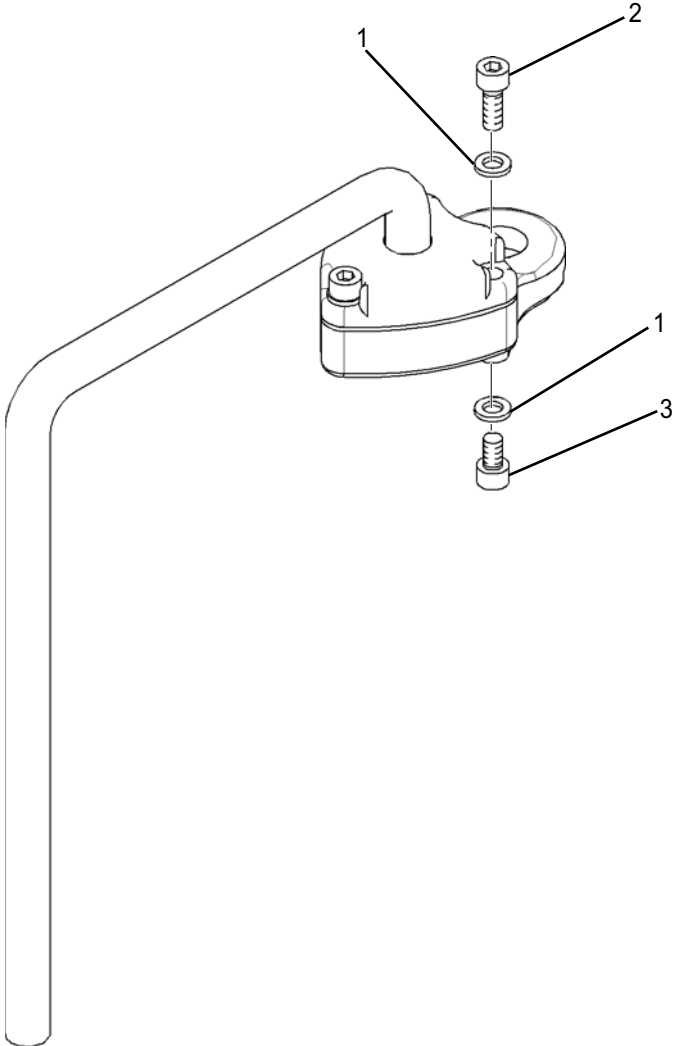


TABLE FOR FIGURE 03-39:

INDEX	PART NO.	DESCRIPTION	QTY	SERIAL NO.
	346-7375	BRACKET GP-MOUNTING-MIRROR		
1	2U-2552	LOCKWASHER	5	
2	6V-5683	BOLT (M6X1X16-MM)	3	
3	9X-6153	BOLT (M6X1X10-MM)	2	

FIGURE 03-40 COVER GP-CAB

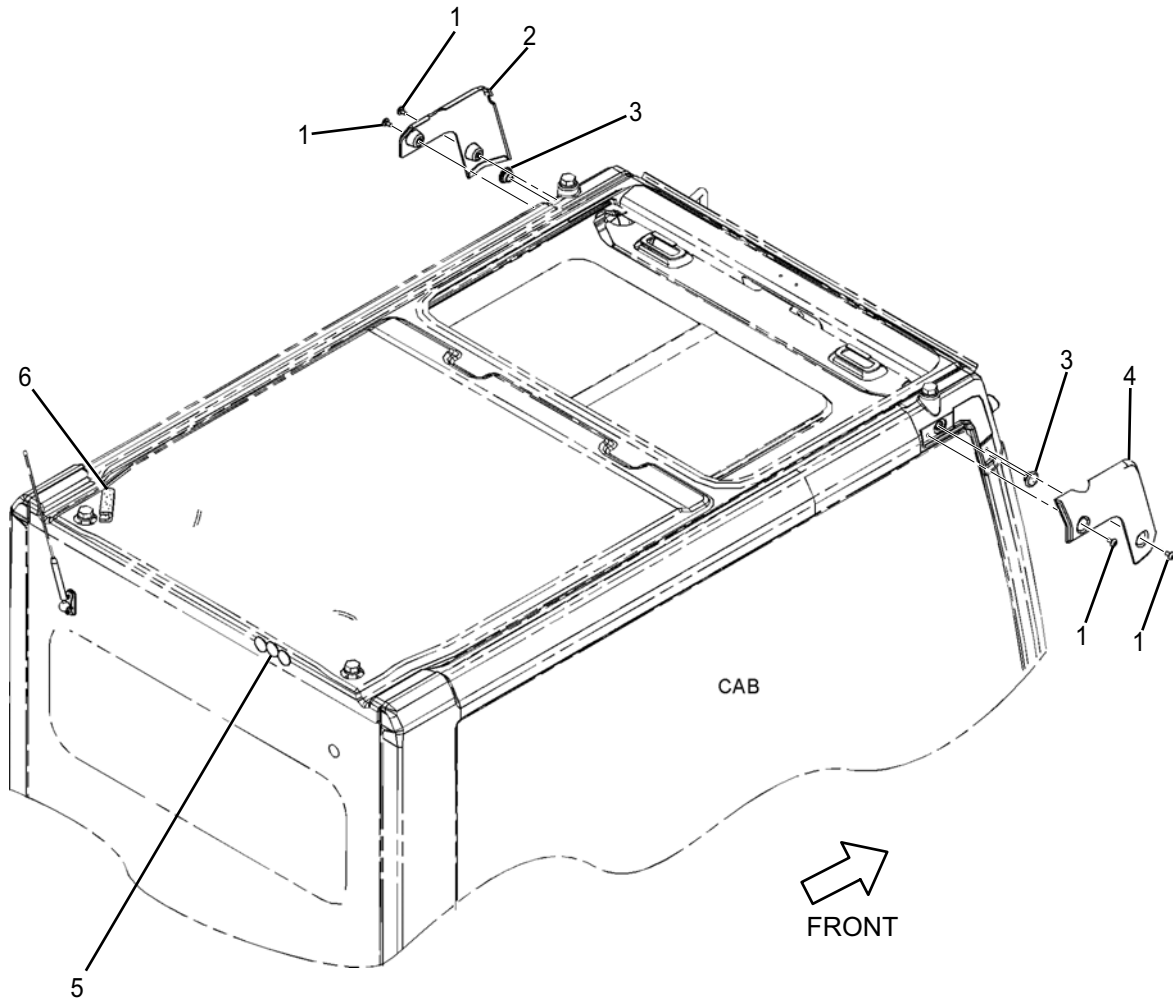


TABLE FOR FIGURE 03-40:

INDEX	PART NO.	DESCRIPTION	QTY	SERIAL NO.
	346-7953L	COVER GP-CAB		
1	9X-2042	SCREW-TRUSS HEAD (M6X1X12-MM)	4	
2	346-7976	COVER LH	1	
3	178-5570	GROMMET	2	
4	357-4127	COVER RH	1	
5	4I-3090	SEAL	3	
6	251-0637	INSULATION	1	

FIGURE 03-41 DOOR GP-CAB-PARTIAL

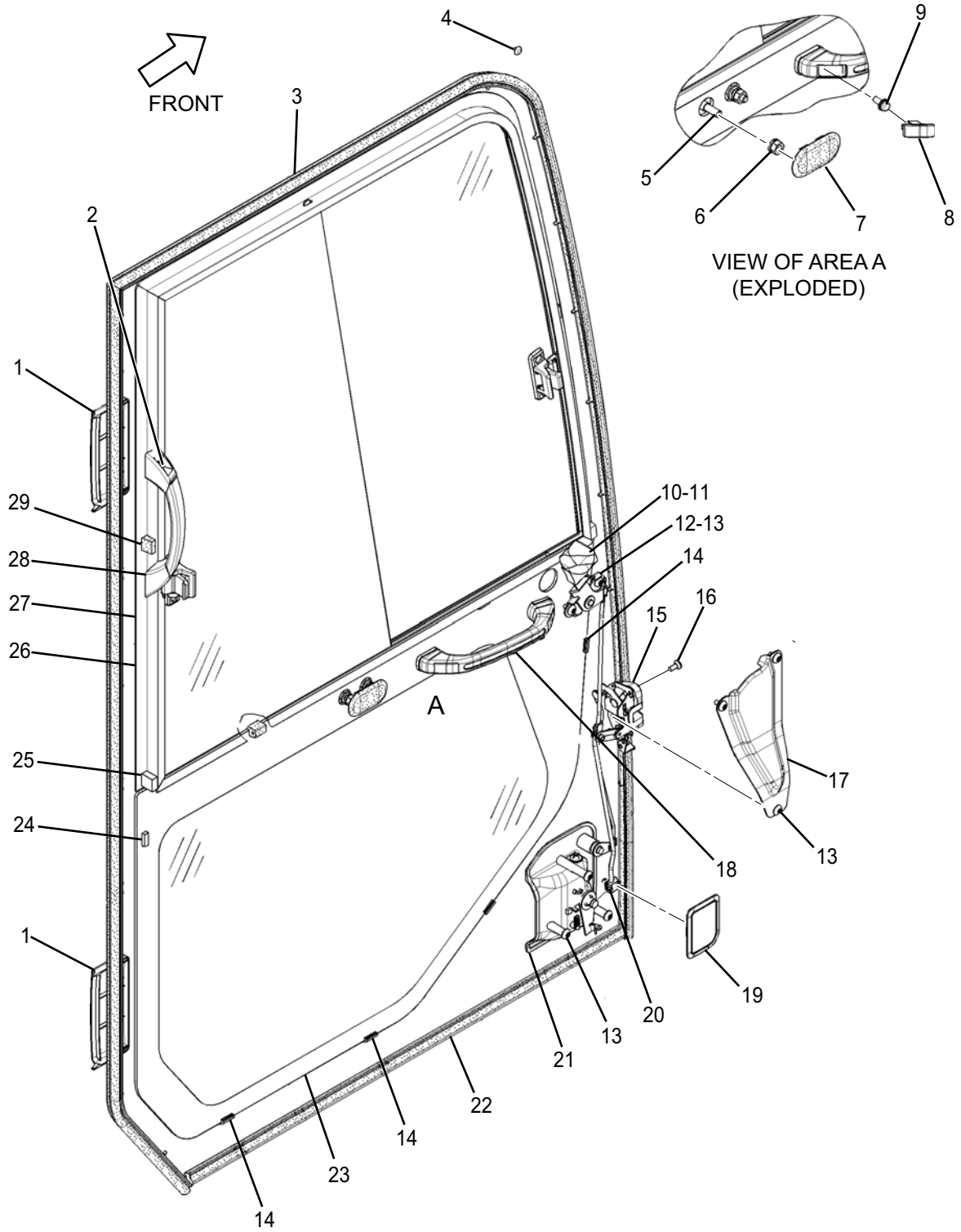


TABLE FOR FIGURE 03-41:

INDEX	PART NO.	DESCRIPTION	QTY	SERIAL NO.
	346-8062	DOOR GP-CAB-PARTIAL		
1	156-6643	COVER	2	
2	101-8900	SCREW AS M6X1X20-MM)	2	
3	334-6528	SEAL AS	23	
	151-9497	•CLIP	1	
4	334-6538	BUSHING-RUBBER	1	
5	334-6534	HOOK	1	
6	096-3884	NUT-SPRING (M8X1.25-THD)	2	
7	167-7039	GROMMET	2	
8	151-6704	CAP	1	
9	101-8899	SCREW AS (M6X1.0X16-MM)	2	
10	4I-4286	KNOB	1	
11	096-2622	SCREW-MACHINE (M4X0.7X8-MM)	2	
12	161-3639	HANDLE AS	1	
13	9X-2042	SCREW-TRUSS HEAD (M6X1X12-MM)	8	
14	178-5573	SPACER	3	
15	334-6535	LATCH AS	1	
	164-0514	•CLIP	1	
	164-0519	•CLIP	1	
16	185-8180	SCREW (M6X1X16-MM)	1	
17	334-6536	COVER	1	
18	151-6703	HANDLE-PULL	2	
19	259-7354	COVER	1	
20	164-0515	JOINT	1	
21	334-6537	HANDLE AS	1	
	201-4391	•CLIP	1	
22	334-6531	SEAL AS	5	

TABLE FOR FIGURE 03-41: (Cont.)

INDEX	PART NO.	DESCRIPTION	QTY	SERIAL NO.
	334-6530	•CLIP	1	
23	346-8063	GLASS	1	
24	178-5574	SPACER	3	
25	334-6527	SPACER	1	
26	334-6526	SPACER	2	
27	383-5650	WINDOW GP-DOOR	2	
28	189-2690	HANDLE	1	
29	151-9461	SPACER	2	

THIS PAGE INTENTIONALLY LEFT BLANK

FIGURE 03-42 FUSE BOX

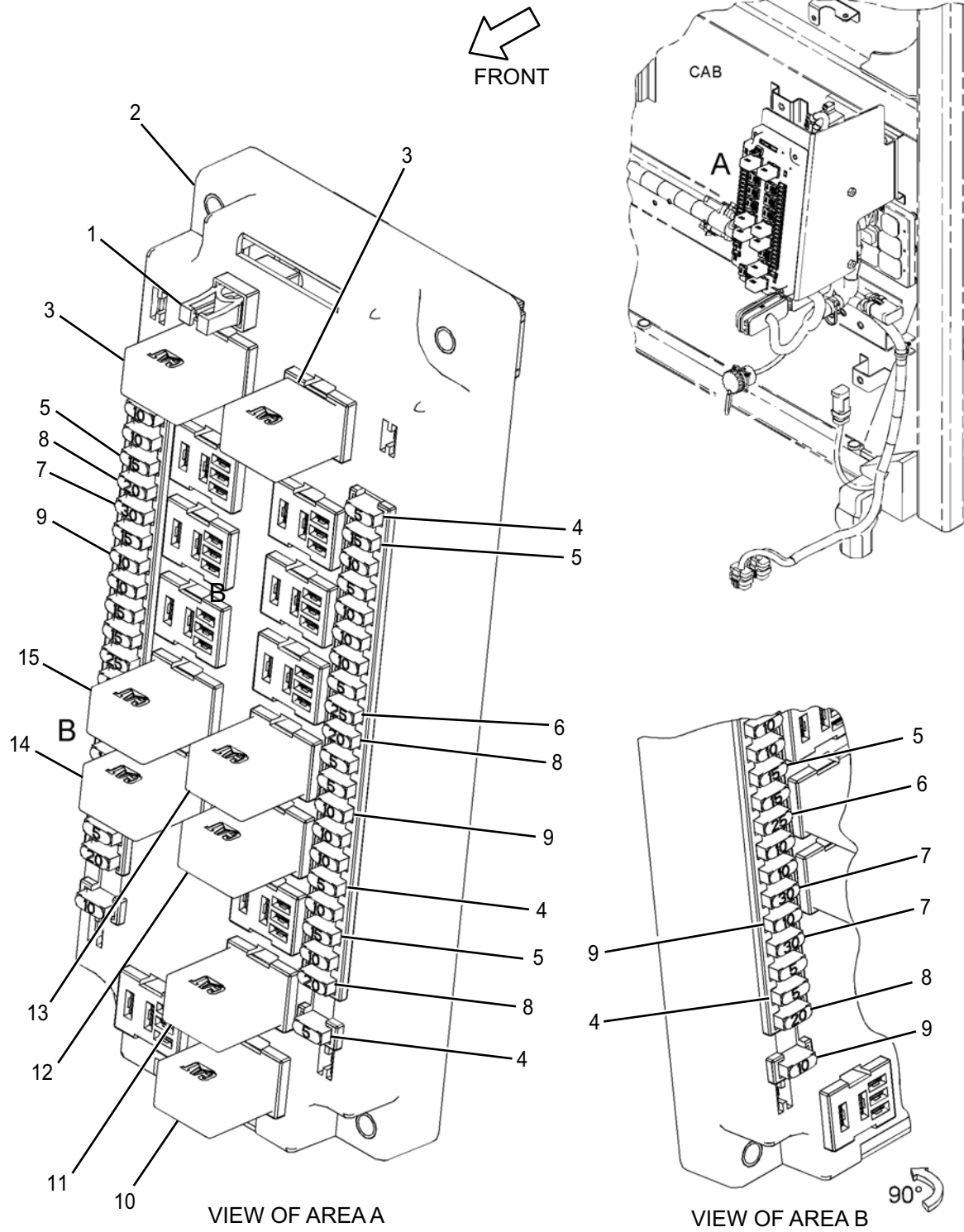


TABLE FOR FIGURE 03-42:

INDEX	PART NO.	DESCRIPTION	QTY	SERIAL NO.
1	170-6888	PULLER-FUSE	1	
2	170-6888	FUSE BOX	1	
3	161-3128	RELAY (24-VOLT)	2	
4	141-2759	FUSE (5-AMPERE)	3	
5	113-8491	FUSE (15-AMPERE)	7	
6	113-8493	FUSE (25-AMPERE)	2	
7	124-3548	FUSE (30-AMPERE)	3	
8	113-8492	FUSE (20-AMPERE)	4	
9	113-8490	FUSE (10-AMPERE)	17	
10	161-3128	RELAY (24-VOLT) (BOOM LIGHTS)	1	
11	161-3128	RELAY (24-VOLT)	1	
12	161-3128	RELAY (24-VOLT)	1	
13	161-3128	RELAY (24-VOLT)	1	
14	161-3128	RELAY (24-VOLT)	1	
15	161-3128	RELAY (24-VOLT)	1	

FIGURE 03-43 LIGHT BAR (OPTIONAL EQUIPMENT)

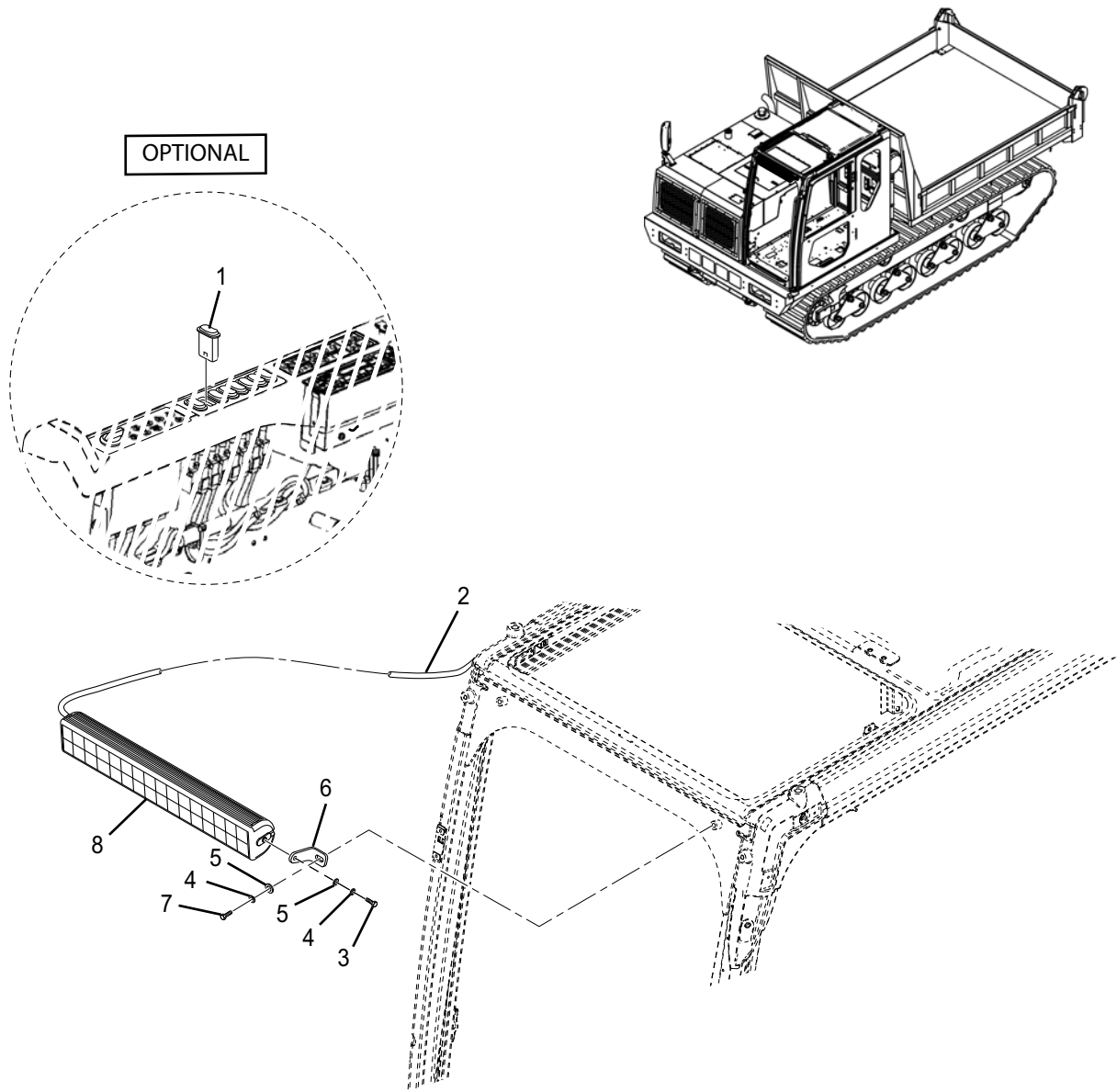


TABLE FOR FIGURE 03-43:

INDEX	PART NO.	DESCRIPTION	QTY	SERIAL NO.
1	267-8010	SWITCH	1	
2	336-5964	LIGHT HARNESS	1	
3	0-1000-00820	M8 X 20 HEX BOLT	2	
4	0-1120-00816	M8 WASHER	4	
5	0-1100-00820	M8 LOCK WASHER	4	
6	A-03653-794	MOUNT, LIGHT BAR	1	
7	0-1000-00825	M8 X 25 HEX BOLT	2	
8	A-03625-850	LIGHT BAR	1	

FIGURE 03-44 WINDOW GP-CAB-FRONT, UPPER

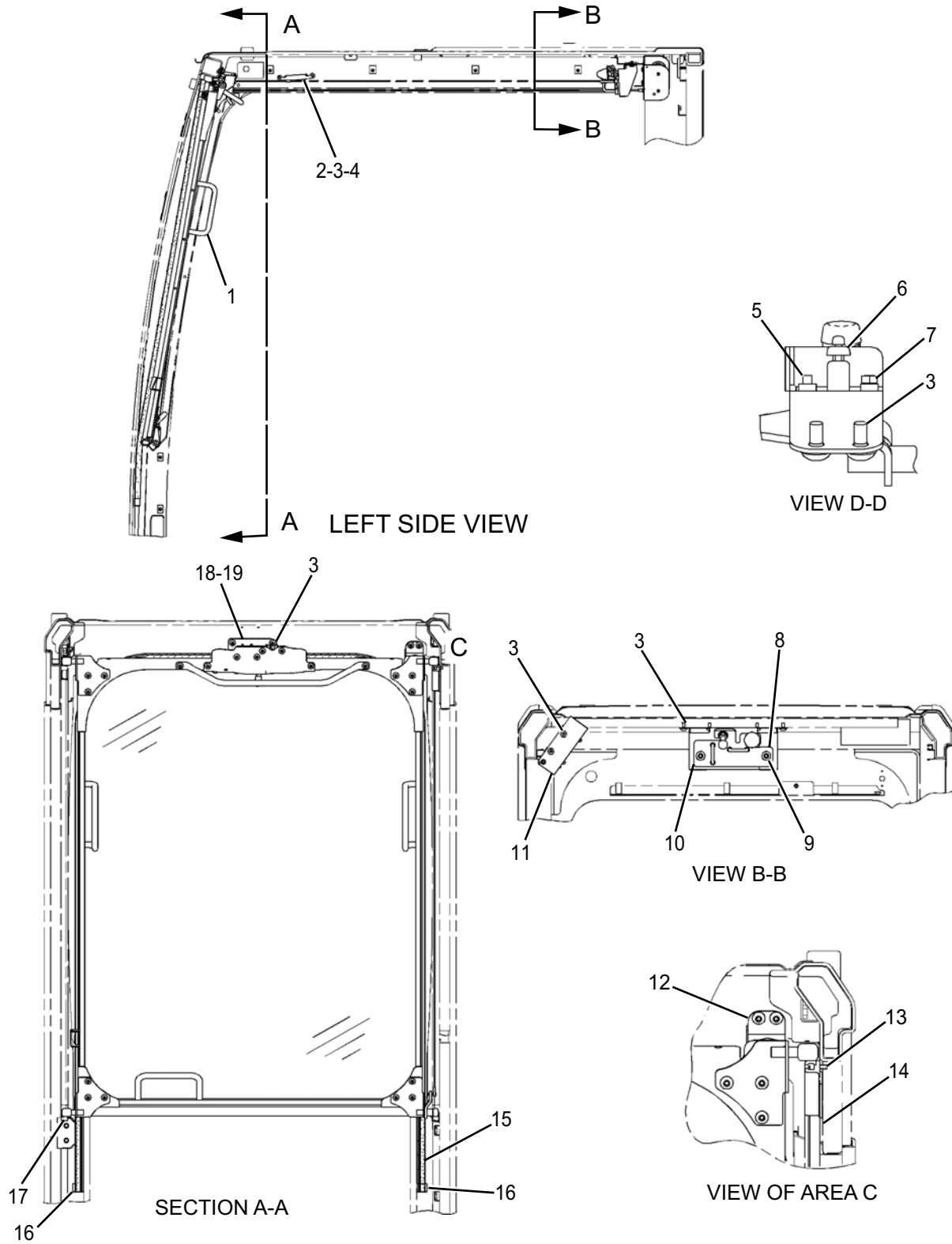


TABLE FOR FIGURE 03-44:

INDEX	PART NO.	DESCRIPTION	QTY	SERIAL NO.
	327-6625	WINDOW GP-CAB-FRONT, UPPER		
1	334-6388	WINDOW GP-CAB (FRONT, UPPER)	1	
2	334-6499	BRACKET AS	1	
3	9X-2042	SCREW-TRUSS HEAD (M6X1X12-MM)	12	
4	430-5703	SHIM	1	
5	138-8454	SCREW-TRUSS HEAD (M4X0.7X10-MM)	2	
6	117-6306	SWITCH (WINDOW POSITION)	1	
7	5C-8312	NUT (M4X0.7-THD)	1	
8	334-6492	STRIKER GP-LATCH (WINDOW)	1	
9	9X-2041	SCREW-TRUSS HEAD (M10X1.5X20-MM)	2	
10	334-6497	SHEET AS	1	
11	334-6508	CABLE AS	1	
12	334-6505	BRACKET AS	1	
13	099-2374	BOLT-SOCKET HEAD (M5X0.8X12-MM)	1	
14	334-6509	GUIDE AS	1	
15	334-6507	SEAL AS	1	
16	363-9373	SPACER	2	
17	151-9557	STOP-RUBBER	2	
18	334-6501	STRIKER AS	1	
19	334-6504	SHIM (2-MM THK)	1	

FIGURE 03-45 WINDOW GP-CAB-FRONT, UPPER

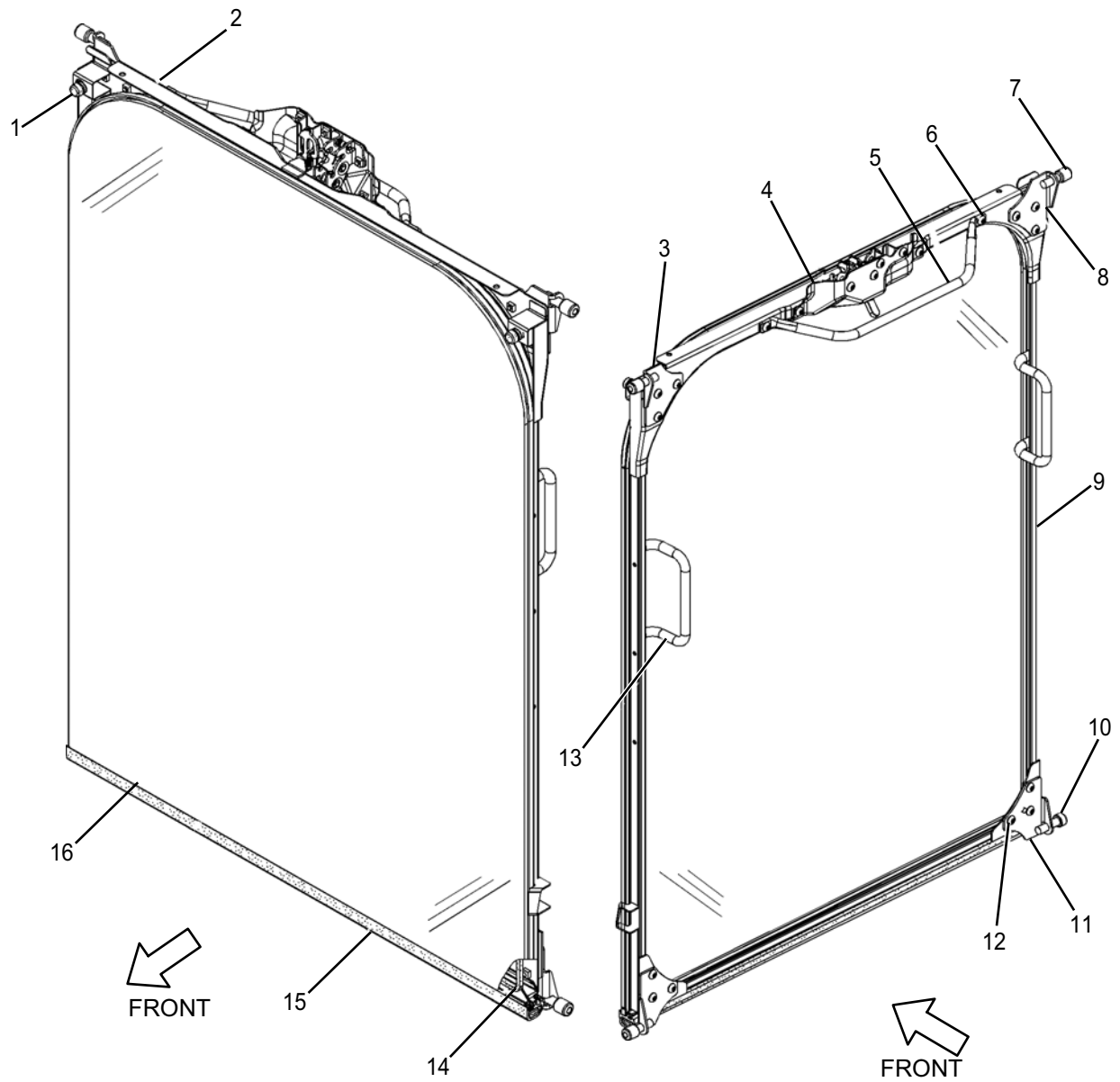


TABLE FOR FIGURE 03-45:

INDEX	PART NO.	DESCRIPTION	QTY	SERIAL NO.
	334-6388	WINDOW GP-CAB-FRONT, UPPER		
1	185-8221	STOP	1	
2	334-6389	FRAME AS-WINDOW	1	
3	334-6479	BRACKET AS	2	
4	334-6485	LOCK AS-WINDOW	1	
	9X-2042	•SCREW-TRUSS HEAD (M6X1X12-MM)	7	
	334-6486	•COVER AS	1	
	334-6488	•LOCK AS	1	
	334-6489	•LEVER AS	1	
5	334-6490	HANDLE	1	
6	9X-2044	SCREW-TRUSS HEAD (M6X1X16-MM)	2	
7	334-6482	ROLLER	3	
8	334-6481	BRACKET AS	2	
9	334-6469	SEAL	2	
10	151-9576	ROLLER	1	
11	151-6813	BRACKET AS	1	
12	9X-2042	SCREW-TRUSS HEAD (M6X1X12-MM)	16	
13	334-6478	HANDLE	1	
14	334-6484	SEAL	1	
15	346-8036	SEAL	2	
16	453-4794	GLASS	1	

FIGURE 03-46 STRIKER GP-LATCH-WINDOW

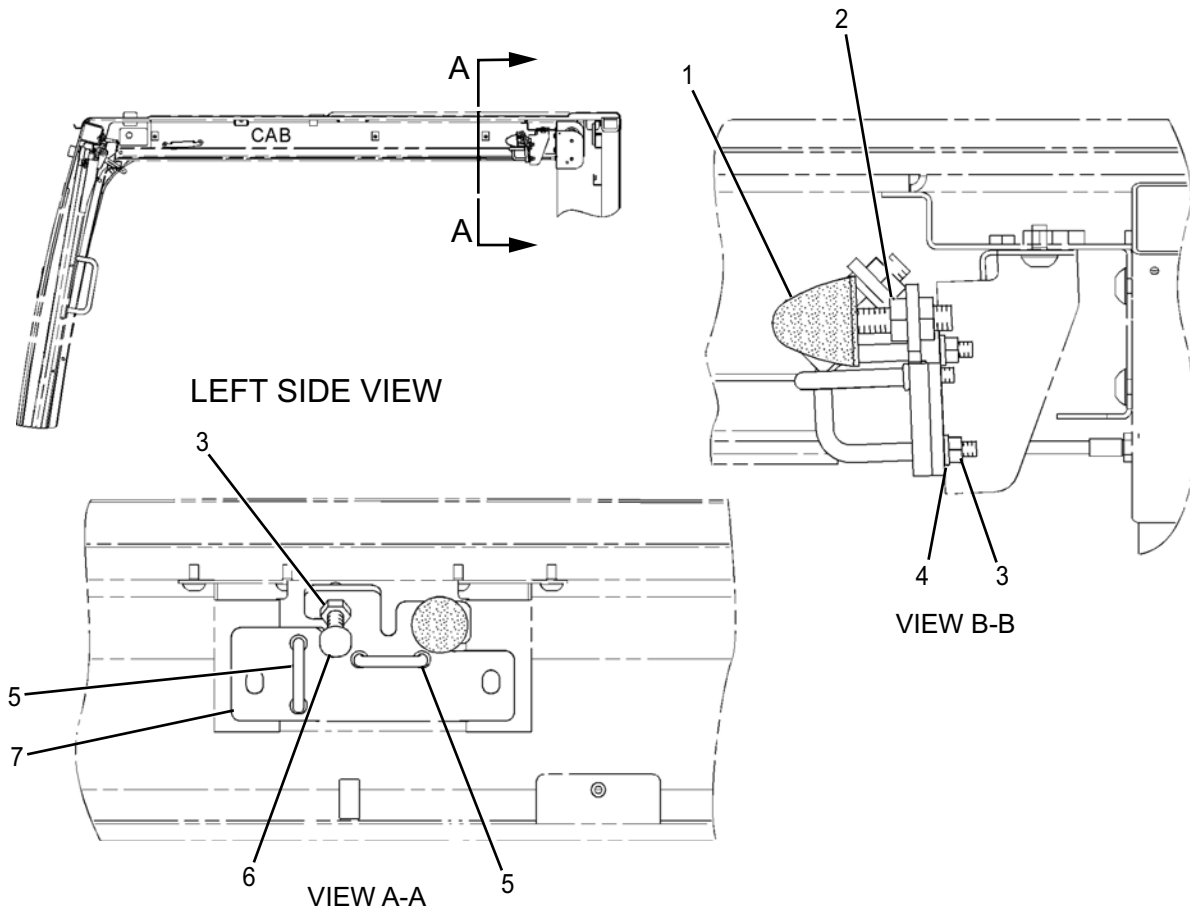


TABLE FOR FIGURE 03-46:

INDEX	PART NO.	DESCRIPTION	QTY	SERIAL NO.
	334-6492	STRIKER GP-LATCH-WINDOW		
1	7Y-8561	BUMPER	1	
2	142-0485	NUT (M10X1.5-THD)	2	
3	5C-2890	NUT (M6X1-THD)	4	
4	9X-8256	WASHER (6.6X12X2-MM THK)	4	
5	334-6495	STRIKER	2	
6	178-5576	STOP	1	
7	334-6493	SHEET AS	1	

FIGURE 03-47 WINDOW GP-CAB-FRONT, REAR, SIDE

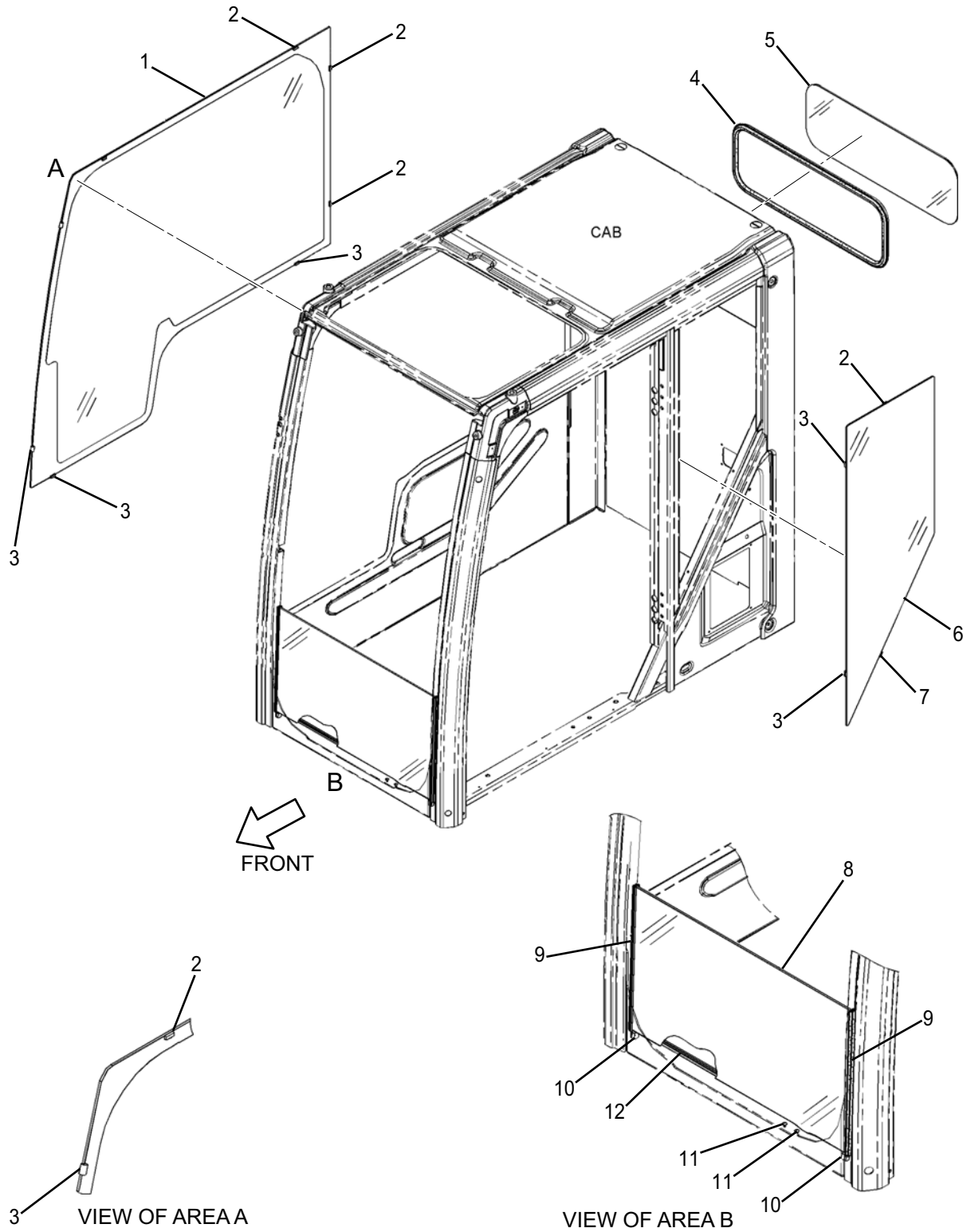


TABLE FOR FIGURE 03-47:

INDEX	PART NO.	DESCRIPTION	QTY	SERIAL NO.
	342-3549	WINDOW GP-CAB-FRONT, REAR, SIDE		
1	342-3550	GLASS	1	
2	178-5574	SPACER	6	
3	178-5572	SPACER-SPECIAL (WINDOW)	6	
4	342-3552	SEAL	1	
5	342-3551	GLASS	1	
6	340-6625	GLASS	1	
7	178-5573	SPACER	1	
8	316-8854	GLASS	1	
9	346-8030	SEAL	2	
10	156-6631	STOP	2	
11	139-7119	PLUG	2	
12	340-6727	SEAL	1	

FIGURE 03-48 AIR CONDITIONER AND MOUNTING GP

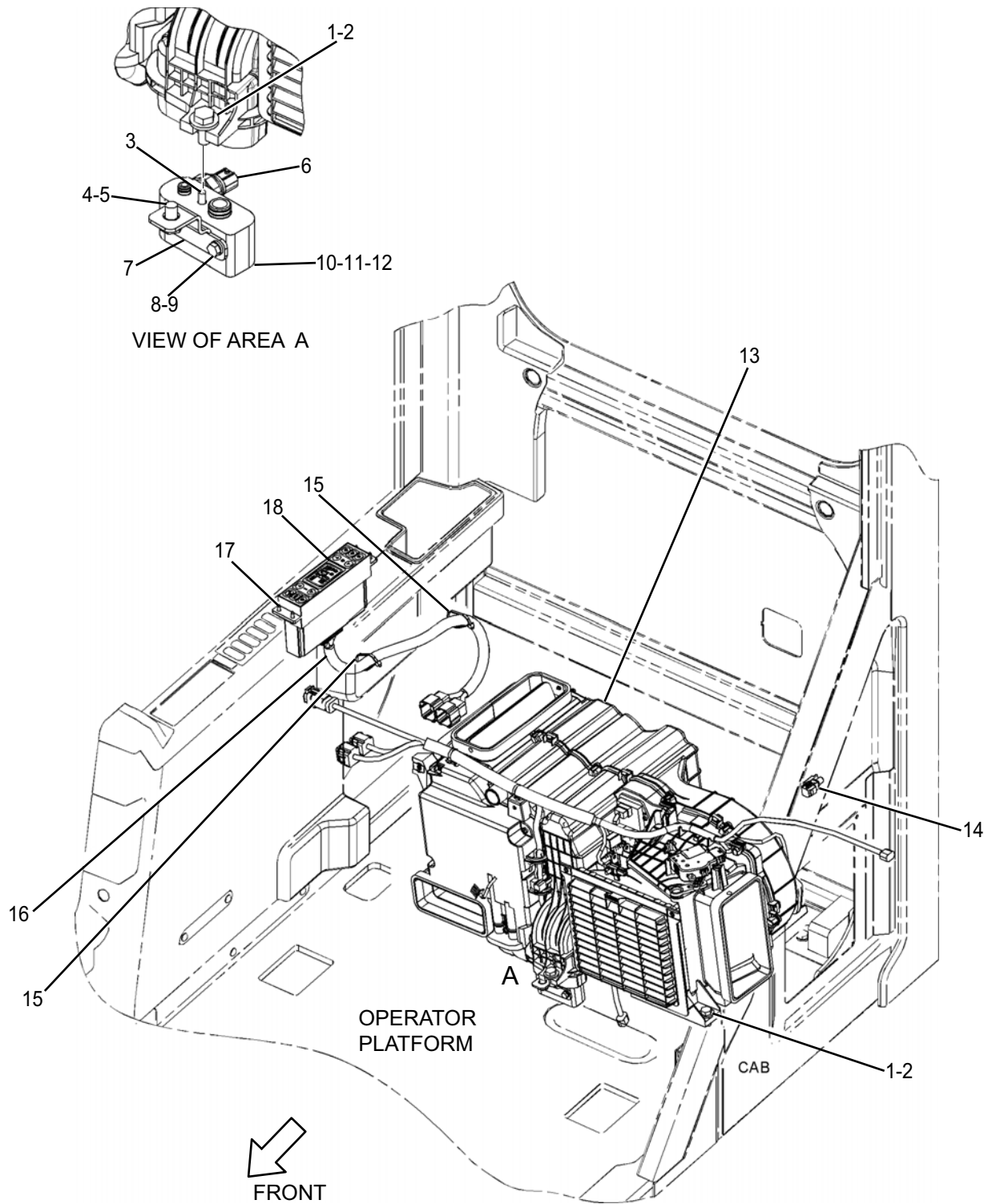


TABLE FOR FIGURE 03-48:

INDEX	PART NO.	DESCRIPTION	QTY	SERIAL NO.
	417-7956	AIR CONDITIONER & MOUNTING GP		
1	8T-4136	BOLT (M10X1.5X25-MM)	6	
2	7X-7729	WASHER (11X25X3-MM THK)	6	
3	8T-8442	BOLT-SOCKET HEAD (M6X1X30-MM)	1	
4	8T-4191	BOLT (M10X1.5X16-MM)	1	
5	8T-4121	WASHER-HARD (11X21X2.5-MM THK)	1	
6	293-1139	SWITCH AS-PRESSURE (REFRIGERANT)	1	
7	423-5588	BRACKET	1	
8	5C-9553	BOLT (M6X1X16-MM)	2	
9	9X-8256	WASHER (6.6X12X2-MM THK)	3	
10	113-3468	SEAL O-RING	1	
11	121-7063	SEAL O-RING	1	
12	435-9945	MANIFOLD	1	
13	363-9493	AIR CONDITIONER GP	1	
14	235-8874	SENSOR-TEMPERATURE (AMBIENT AIR)	1	
15	3S-2093	STRAP-CABLE	2	
16	363-9495	HARNESS AS-WIRING	1	
17	119-5026	SCREW-PAN HEAD (10-16X0.63-IN)	4	
18	363-9494	PANEL AS-CONTROL (AIR CONDITIONER, HEATER)	1	

THIS PAGE INTENTIONALLY LEFT BLANK

FIGURE 03-49 AIR CONDITIONER GP (SHEET 1 OF 2)

REFER TO ALL ILLUSTRATIONS OFR
THIS GROUP FOR AUXILIARY VIEWS

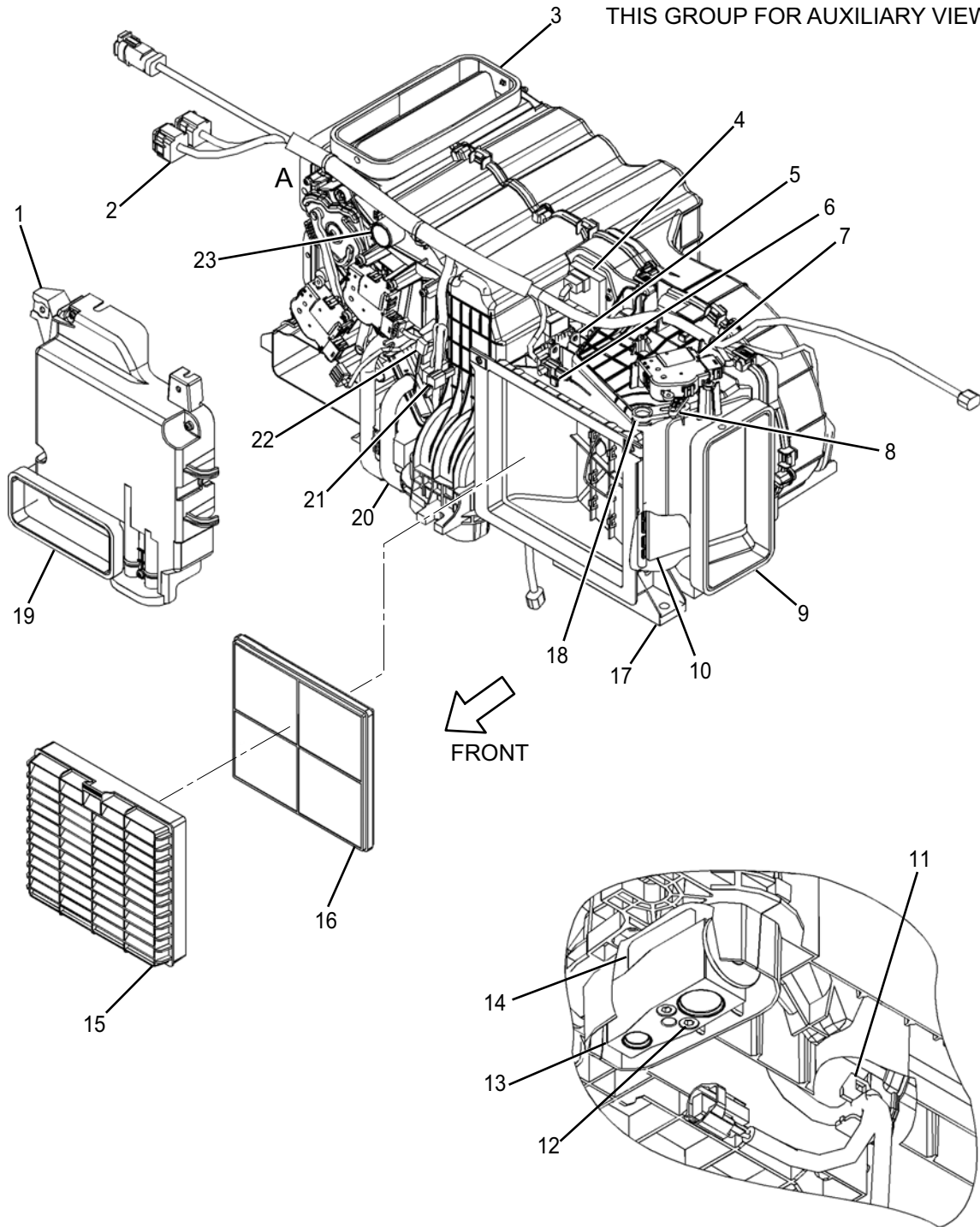


FIGURE 03-49 AIR CONDITIONER GP (SHEET 2 OF 2)

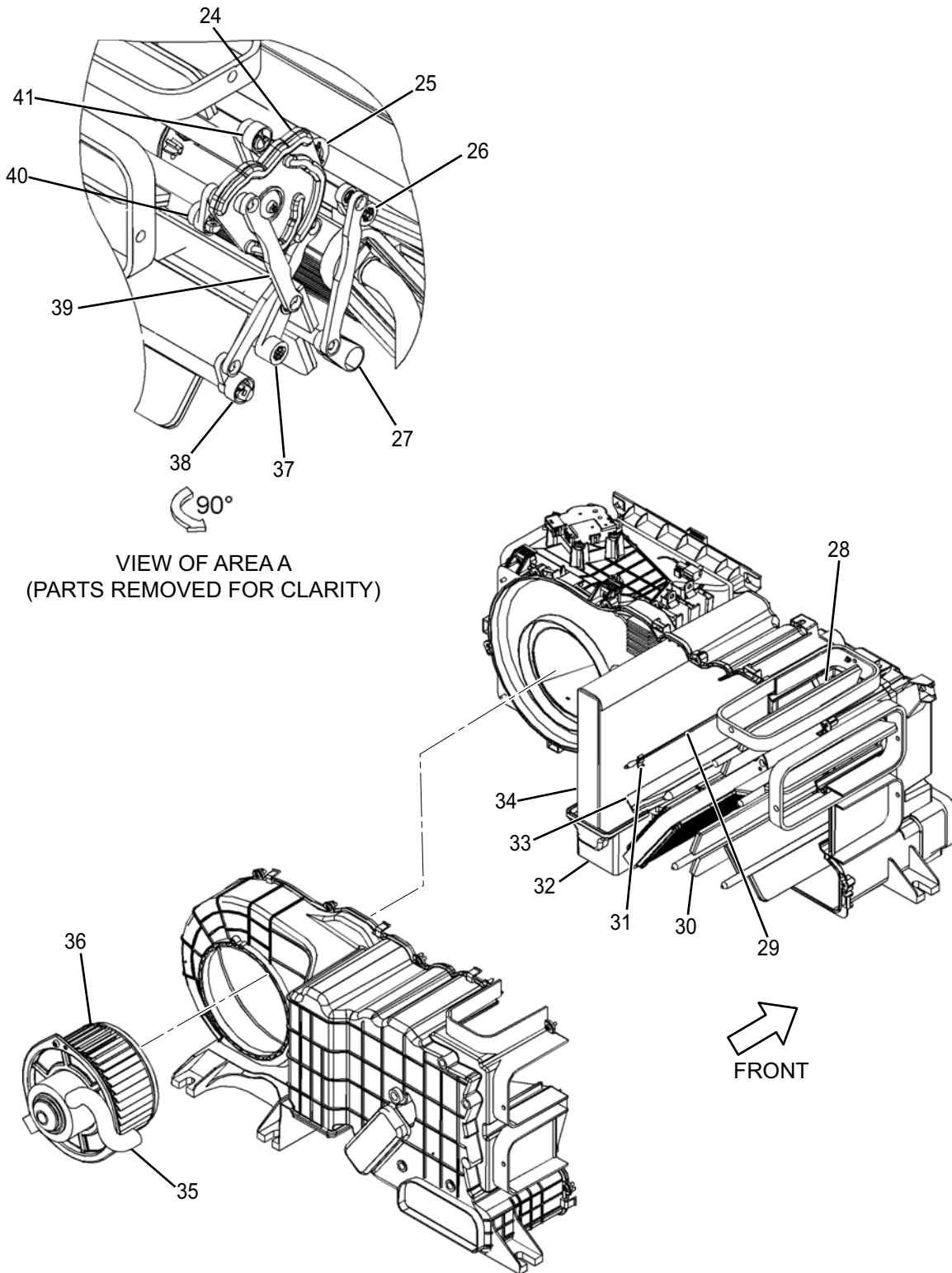


TABLE FOR FIGURE 03-49:

INDEX	PART NO.	DESCRIPTION	QTY	SERIAL NO.
	363-9493	AIR CONDITIONER GP		
1	363-9451	COVER AS (LINK)	1	
2	372-9365	HARNESS AS-HEATER & AIR COND	1	
3	363-9482	INSULATOR	2	
4	356-4944	CONTROL AS-FAN (BLOWER)	1	
5	124-4042	RELAY (BLOWER MOTOR)	3	
6	363-9477	SENSOR AS (INTAKE AIR TEMPERATURE)	1	
7	363-9459	MOTOR AS	3	
8	363-9466	LEVER	1	
9	363-9482	INSULATOR	1	
10	363-9461	DAMPER	1	
11	363-9480	CLIP-HARNESS	1	
12	281-0791	BOLT-SOCKET HEAD (M5X0.8X40-MM)	2	
13	363-9454	VALVE AS-EXPANSION	1	
14	363-9455	PLATE	1	
15	363-9452	COVER-FILTER	1	
16	363-9402	FILTER (AIR CONDITIONER)	1	
17	363-9450	HOUSING AS-AIR CONDITIONER (INTAKE AIR)	1	
18	363-9465	LEVER	1	
19	363-9483	INSULATOR	1	
20	363-9456	CORE AS-HEATER	1	
21	363-9476	SENSOR AS (EVAPORATOR)	1	
22	363-9478	SENSOR AS (WATER TEMPERATURE)	1	
23	363-9470	LEVER	1	
24	363-9460	PLATE	1	

TABLE FOR FIGURE 03-49: (Cont.)

INDEX	PART NO.	DESCRIPTION	QTY	SERIAL NO.
25	363-9471	LEVER	1	
26	363-9473	LEVER	1	
27	363-9474	LEVER	1	
28	363-9463	DAMPER	1	
29	305-0419	HOLDER	1	
30	363-9462	DAMPER	3	
31	363-9481	HOLDER	1	
32	363-9449	CASE	1	
33	363-9464	DAMPER	1	
34	363-9453	COIL AS-EVAPORATOR	1	
	113-3467	•SEAL O-RING	1	
	113-3468	•SEAL O-RING	1	
35	363-9458	HOSE	1	
36	363-9457	MOTOR AS-BLOWER (WITH FAN)	1	
37	363-9472	LEVER	1	
38	363-9469	LEVER	1	
39	363-9475	ROD	3	
40	363-9468	LEVER	1	
41	363-9467	LEVER	1	

THIS PAGE INTENTIONALLY LEFT BLANK

FIGURE 03-50 FOOTREST GP

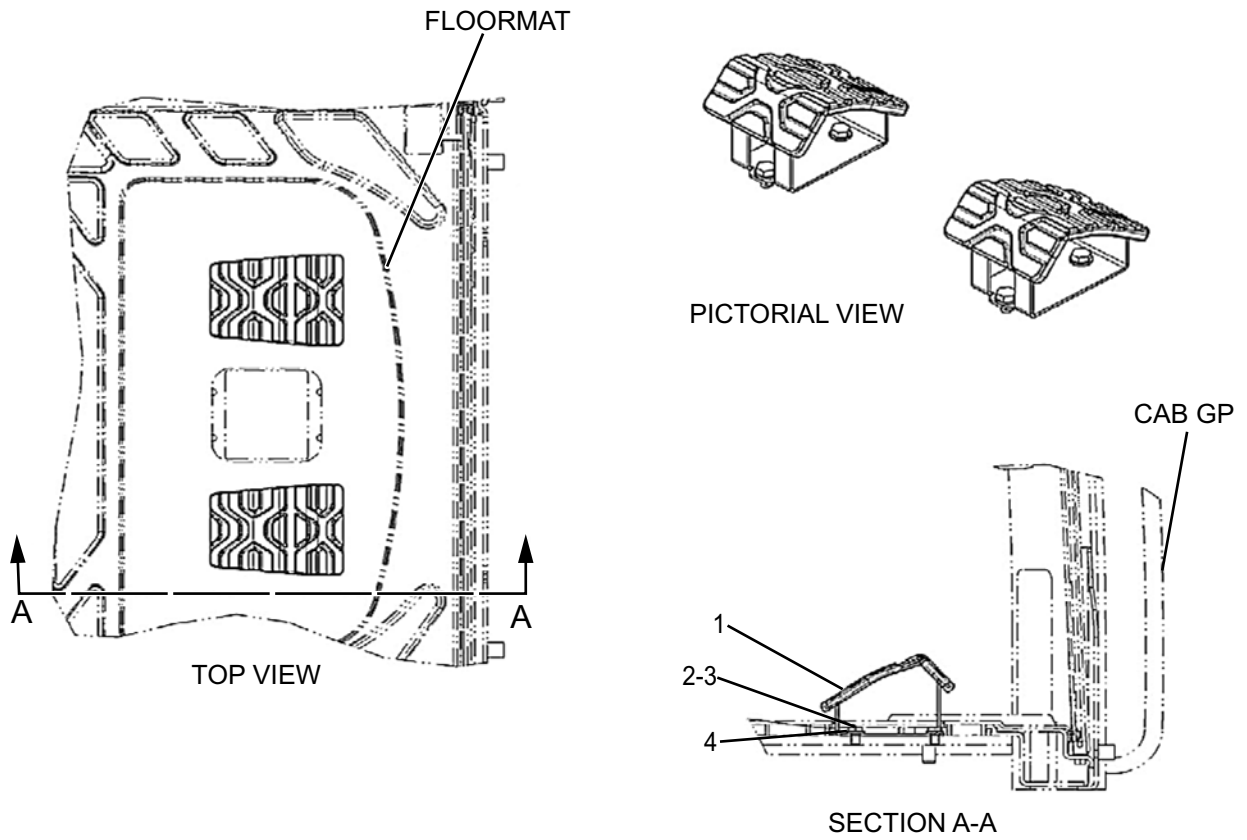


TABLE FOR FIGURE 03-50:

INDEX	PART NO.	DESCRIPTION	QTY	SERIAL NO.
	461-5589	FOOTREST GP		
1	122-9610	STEP-RUBBER	2	
2	8T-4121	WASHER-HARD (11X21X2.5-MM THK)	4	
3	8T-4191	BOLT (M10X1.5X16-MM)	4	
4	117-6356	STEP AS	2	

FIGURE 03-51 CONSOLE GP-OPR

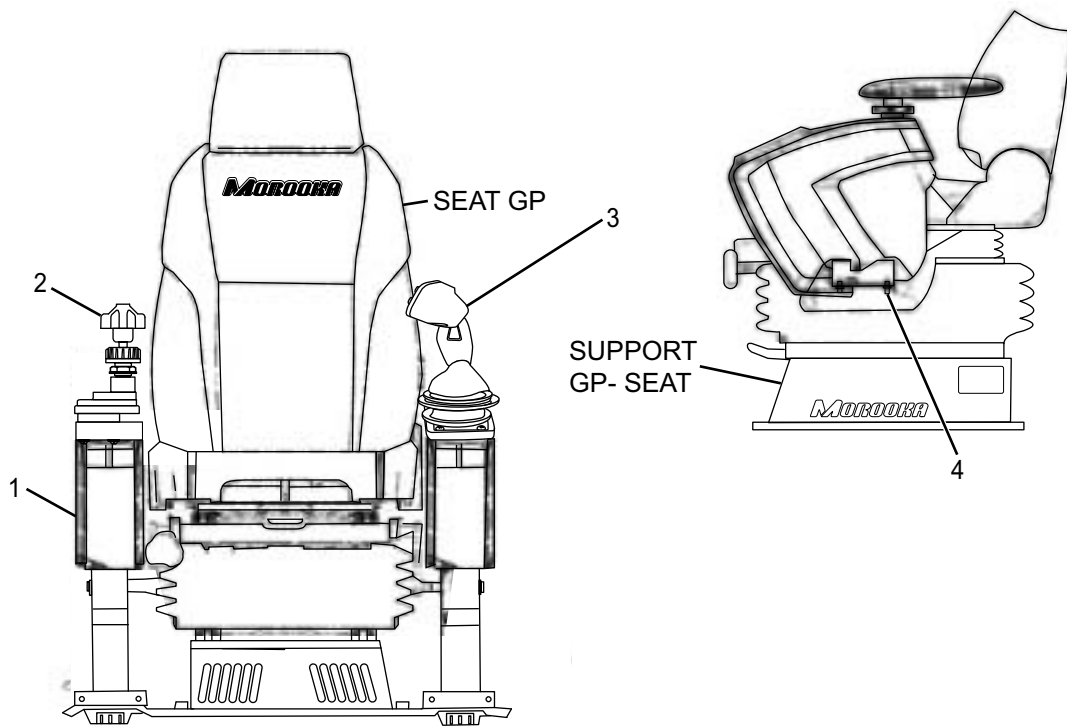


TABLE FOR FIGURE 03-51:

INDEX	PART NO.	DESCRIPTION	QTY	SERIAL NO.
	472-1506	CONSOLE GP - OPR LH		
1	316-8821	CONSOLE GP	2	
2	134-0670	THROTTLE CONTROL	1	
3	A-04225-705	JOYSTICK LEFT HAND	1	
4	9X-2043	SCREW-TRUSS HEAD	8	

TABLE FOR FIGURE 03-52:

INDEX	PART NO.	DESCRIPTION	QTY	SERIAL NO.
	316-8821	CONSOLE GP-OPERATOR RH		
1	357-3848	COVER AS	1	
	170-9724	•CLIP	4	
2	363-9597	INSULATOR	1	
3	9X-2041	SCREW-TRUSS HEAD (M10X1.5X20-MM)	3	
4	334-6451	COVER	1	
5	128-2135	SCREW-TRUSS HEAD (M6X1X13-MM)	3	
6	346-8025	ARMREST GP RH	1	
7	334-6466	SUPPORT AS	1	
8	357-3847	COVER AS	1	
	170-9724	•CLIP	4	
9	363-9594	INSULATOR	1	
10	234-6579	NUT-SPEED	1	
11	245-7790	SCREW - TAPPING	1	
12	363-9598	INSULATOR	1	
13	357-3845	COVER AS	1	
	170-9724	•CLIP	4	
14	334-6462	COVER	1	
15	128-2136	SCREW-TRUSS HEAD (M6X1X16-MM)	2	

FIGURE 03-53 ARMREST GP-RH

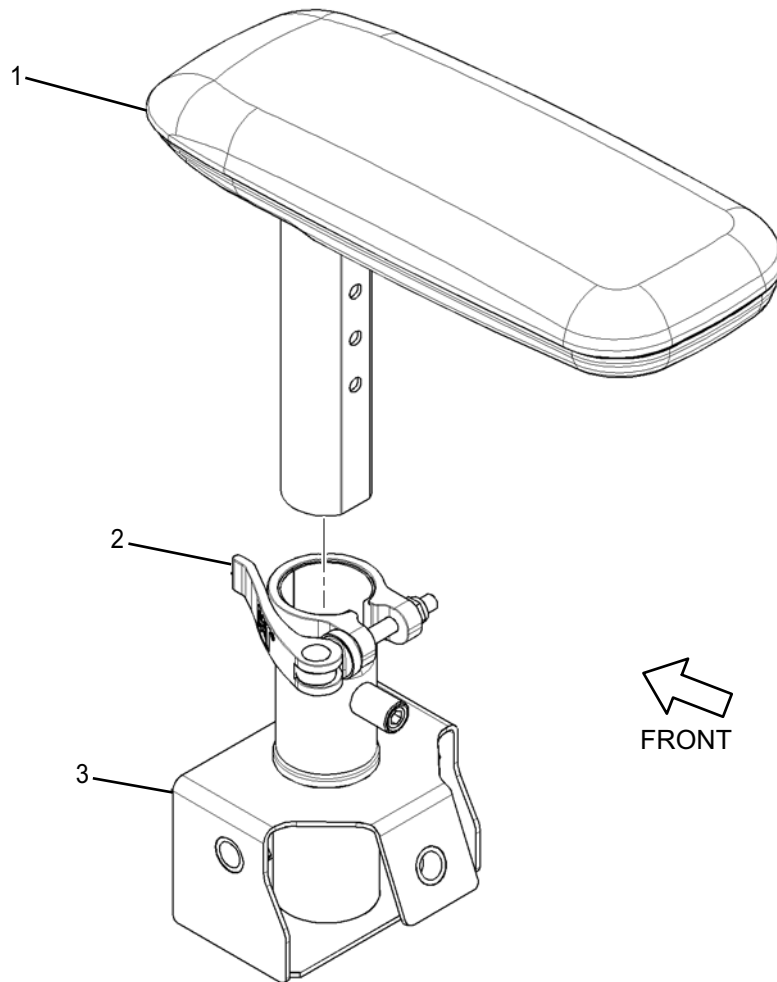


TABLE FOR FIGURE 03-53:

INDEX	PART NO.	DESCRIPTION	QTY	SERIAL NO.
	346-8025	ARMREST GP RH	1	
1	340-6714	ARMREST GP	1	
2	340-6725	CLAMP	1	
3	340-6720	BRACKET AS	1	

FIGURE 03-54 ARMREST GP

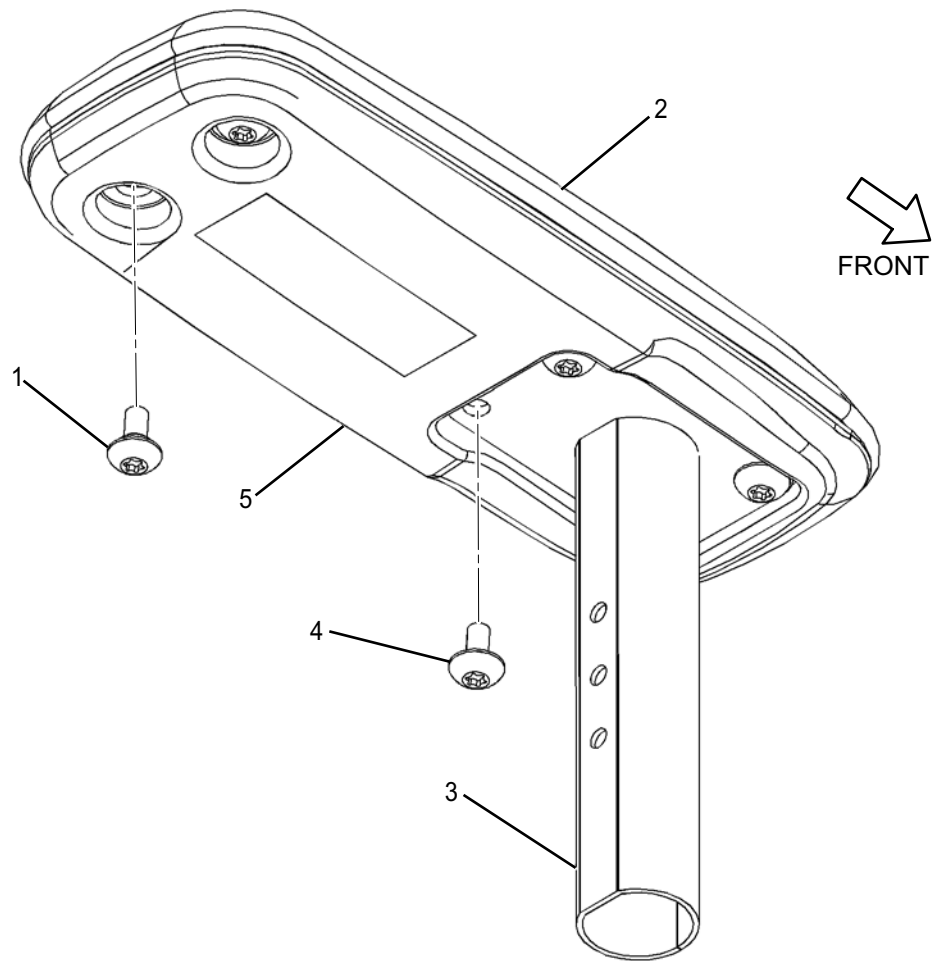


TABLE FOR FIGURE 03-54:

INDEX	PART NO.	DESCRIPTION	QTY	SERIAL NO.
	346-8025	ARMREST GP-RH		
1	128-2135	SCREW-TRUSS HEAD (M6X1X13-MM)	2	
2	340-6718	PAD AS	1	
3	340-6715	PIPE AS	1	
4	9X-2042	SCREW-TRUSS HEAD (M6X1X12-MM)	4	
5	340-6719	COVER	1	

THIS PAGE INTENTIONALLY LEFT BLANK

THIS PAGE INTENTIONALLY LEFT BLANK

FIGURE 04-01 A/C SYSTEM

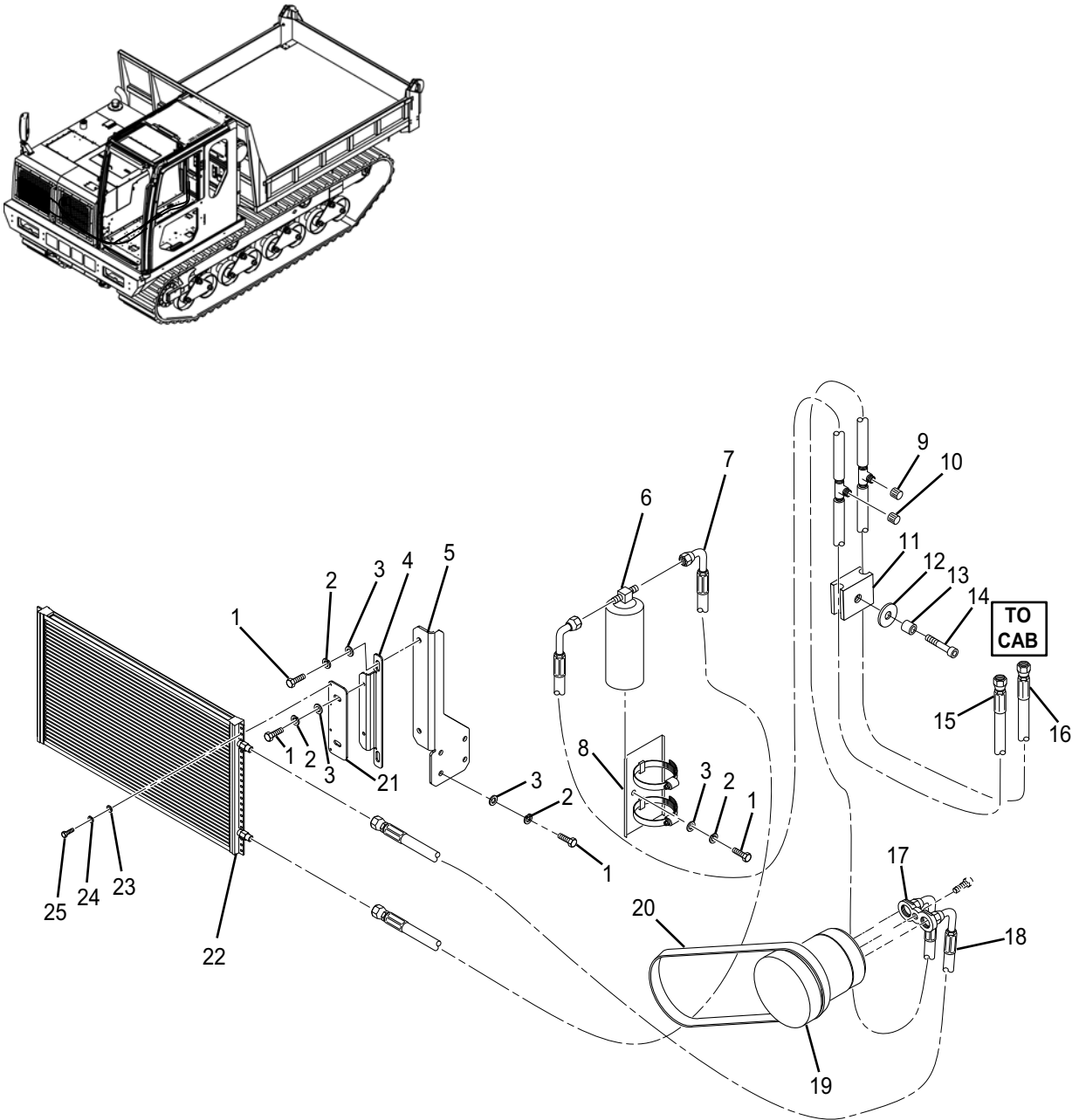


TABLE FOR FIGURE 04-01:

INDEX	PART NO.	DESCRIPTION	QTY	SERIAL NO.
1	0-1000-00820	M8 X 20 HEX BOLT	18	
2	0-1100-00820	M8 LOCK WASHER	18	
3	0-1120-00816	M8 WASHER	18	
4	A-03692-113	AC CONDENSOR MOUNT PLATE	2	
5	A-03692-111	AC CONDENSOR BRACKET MOUNT LH	1	
	A-03692-112	AC CONDENSOR BRACKET MOUNT RH	1	
6	A-04292-714	FILTER/DRIER	1	
7	A-03692-717	HOSE	1	
8	A-04292-715	FILTER/DRIER, MOUNT KIT	1	
9	10-2-0004	LOW SIDE, CAP	1	
10	10-2-0006	HIGH SIDE, CAP	1	
11	6G-2256	CLAMP BLOCK	1	
12	2G-8767	WASHER	1	
13	6G-2263	SPACER	1	
14	8T-4182	BOLT	1	
15	A-03692-718	HOSE	1	
16	A-03692-719	HOSE	1	
17	A-04392-712	ADAPTER PADS	1	
18	A-03692-716	HOSE	1	
19	320-1291	COMPRESSOR	1	
20	338-0508	V-BELT	1	
21	A-04392-212	AC CONDENSOR MOUNT	2	
22	A-03692-713	CONDENSER	1	
23	0-1120-00510	M5 WASHER	8	
24	0-1100-00513	M5 LOCK WASHER	8	
25	0-1000-00512	M5 X 12 HEX BOLT	8	

THIS PAGE INTENTIONALLY LEFT BLANK

THIS PAGE INTENTIONALLY LEFT BLANK

FIGURE 05-01 TENSIONER ASSEMBLY

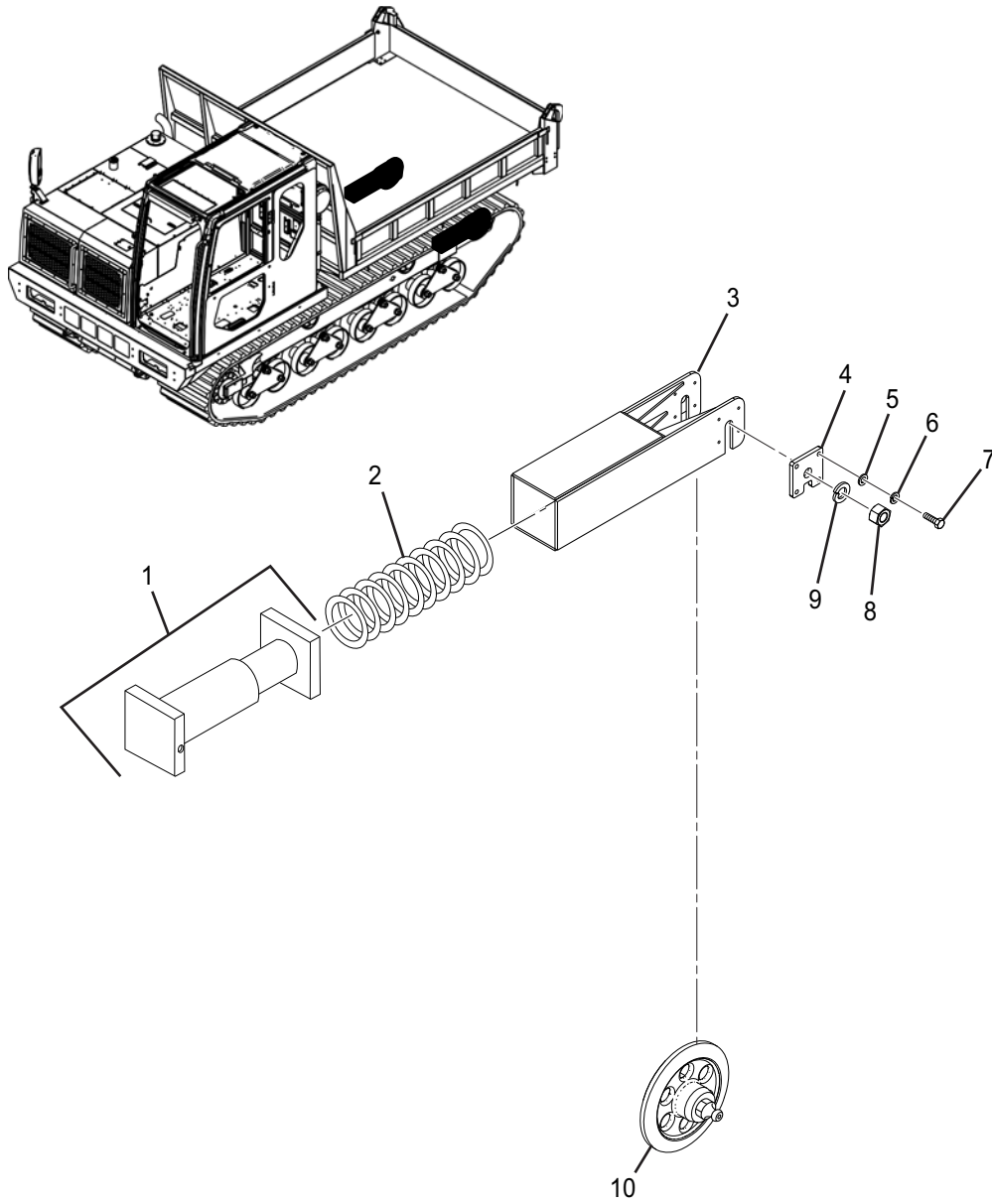


TABLE FOR FIGURE 05-01:

INDEX	PART NO.	DESCRIPTION	QTY	SERIAL NO.
1	1-17330-1221	CYLINDER ADJUSTER	2	
2	1-17330-1210	RECOIL SPRING	2	
3	A-03633-149	SLIDE HOLDER	2	
4	A-03633-200	LOCK PLATE, IDLER	4	
5	0-1140-31232	M12 WASHER	16	
6	0-1100-01230	M12 LOCK WASHER	16	
7	0-1000-31225	M12 X 25 HEX BOLT	16	
8	0-1210-33024	M30 NUT	4	
9	0-1100-03075	M30 LOCK WASHER	8	
10	1-17330-0011	IDLER ASSEMBLY	2	

FIGURE 05-02 ROLLERS, PLANETARY GEAR

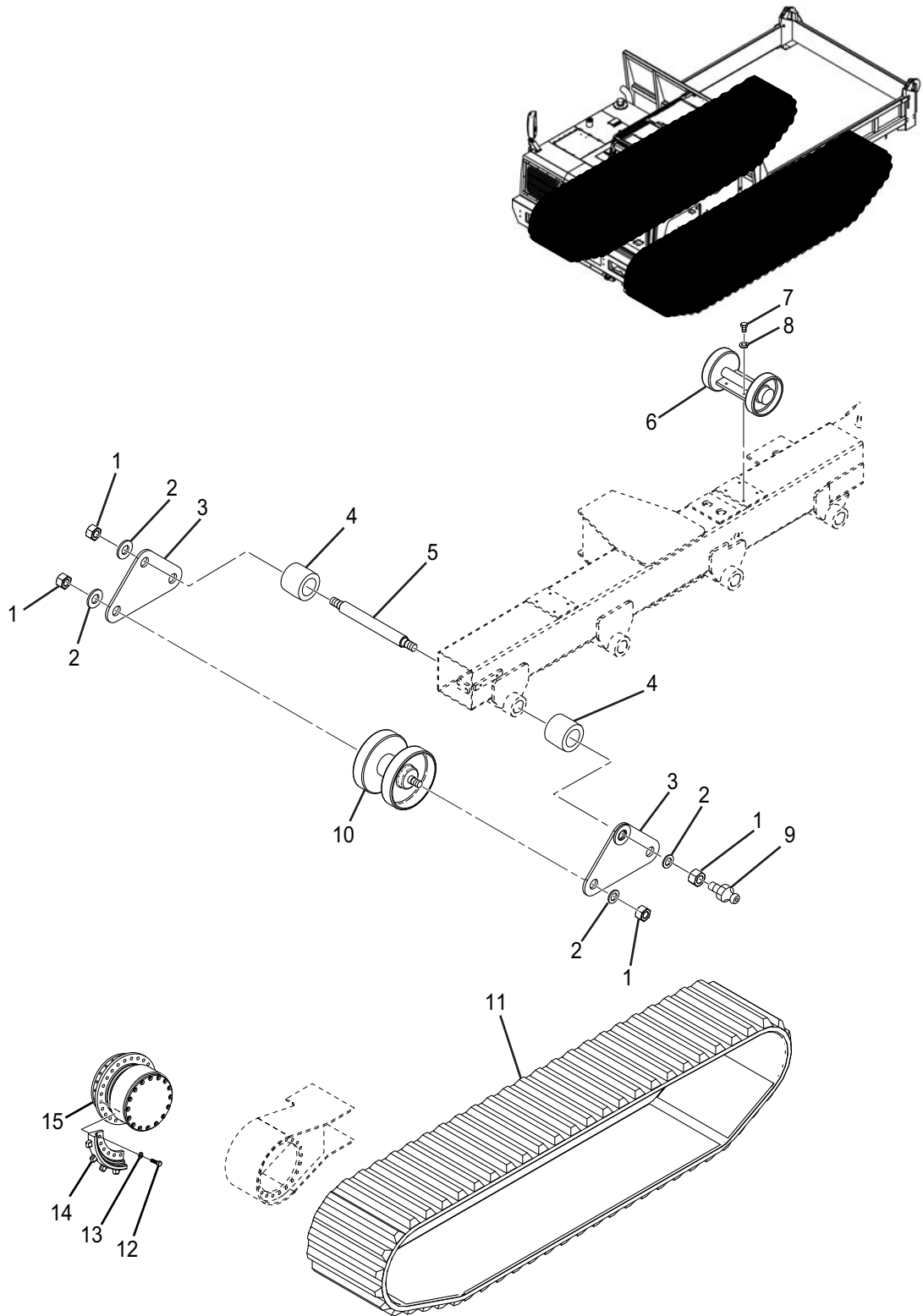


TABLE FOR FIGURE 05-02:

INDEX	PART NO.	DESCRIPTION	QTY	SERIAL NO.
1	0-1210-33024	M30 NUT	48	
2	0-1100-03075	M30 LOCK WASHER	48	
3	A-03635-148	PLATE	16	
4	1-51350-1220	BUSHING	16	
5	1-51350-1210	PIVOT SHAFT	8	
6	1-17340-1100	TOP ROLLER	4	
7	0-1000-31225	M12 X 25 HEX BOLT	16	
8	0-1100-01230	M12 LOCK WASHER	16	
9	0-3400-00100	GREASE NIPPLE	8	
10	1-51350-1100	TRACK ROLLER	32	
11	1-17310-1111	RUBBER TRACK	2	
12	0-1000-32050	M20 X 50 HEX BOLT	48	
13	1-28320-1140	3/4 EXTRA THICK WASHER (M20 HARD WASHER)	48	
14	1-49320-1110	SPROCKET (4 PIECE SET)	2	
15	1-17630-0011	TRAVEL MOTOR	2	

FIGURE 05-03 SKID PLATE

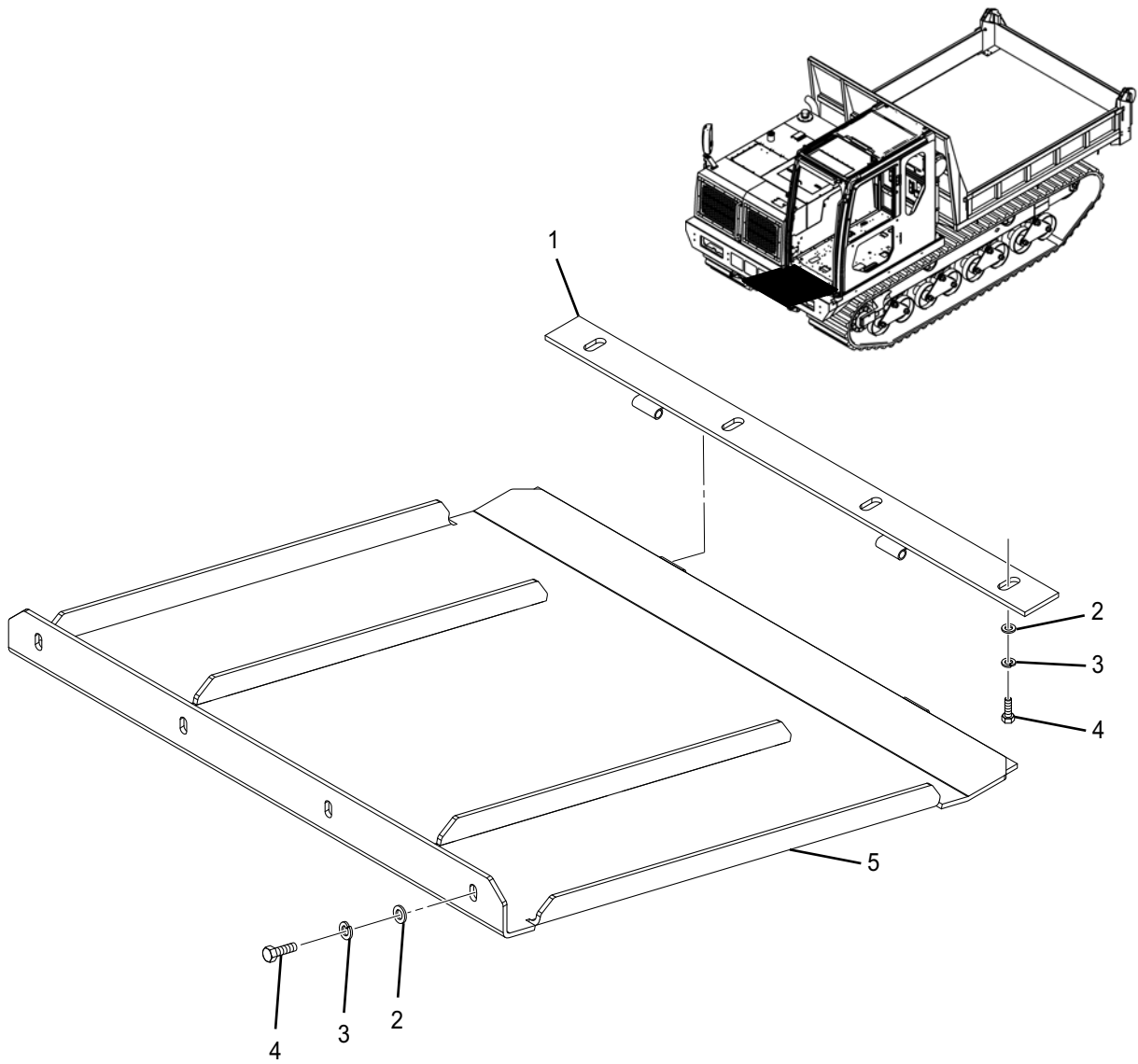


TABLE FOR FIGURE 05-03:

INDEX	PART NO.	DESCRIPTION	QTY	SERIAL NO.
1	A-03651-261	SKID PLATE HINGE	1	
2	0-1120-01020	M10 WASHER	8	
3	0-1100-01025	M10 LOCK WASHER	8	
4	0-1000-01030	M10 X 30 HEX BOLT	8	
5	A-03651-160	SKID PAN	1	

FIGURE 05-04 CHASSIS STEP

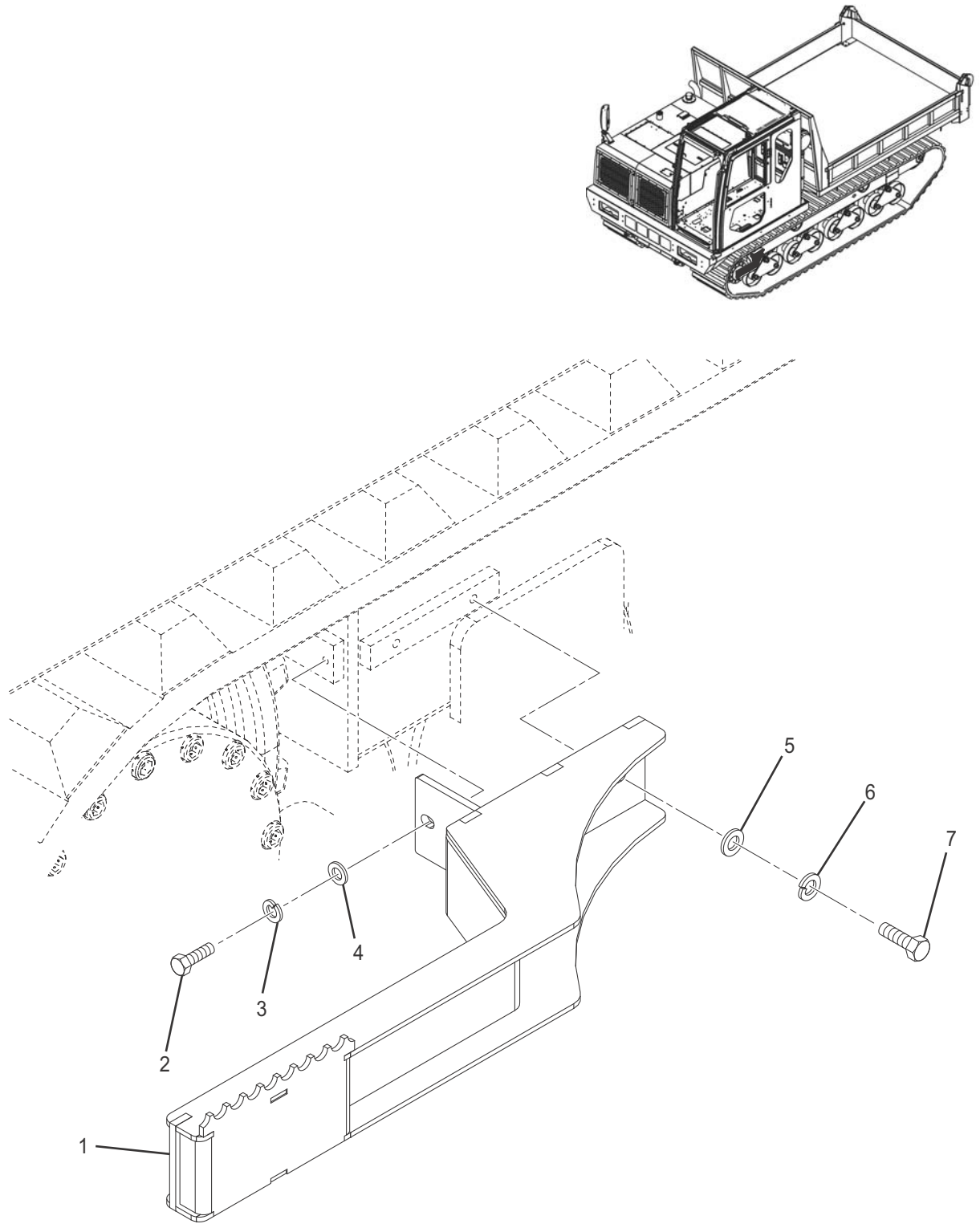


TABLE FOR FIGURE 05-04:

INDEX	PART NO.	DESCRIPTION	QTY	SERIAL NO.
1	A-03651-118	STEP	1	
2	0-1000-31230	M12 X 30 HEX BOLT, HIGH TENSION	2	
3	0-1100-01230	M12 LOCK WASHER	2	
4	0-1120-01223	M12 WASHER	2	
5	0-1140-31445	M14 WASHER	2	
6	0-1100-31435	M14 LOCK WASHER	2	
7	0-1000-31425	M14 X 25 HEX BOLT	2	

FIGURE 05-05 BUMPER STEP

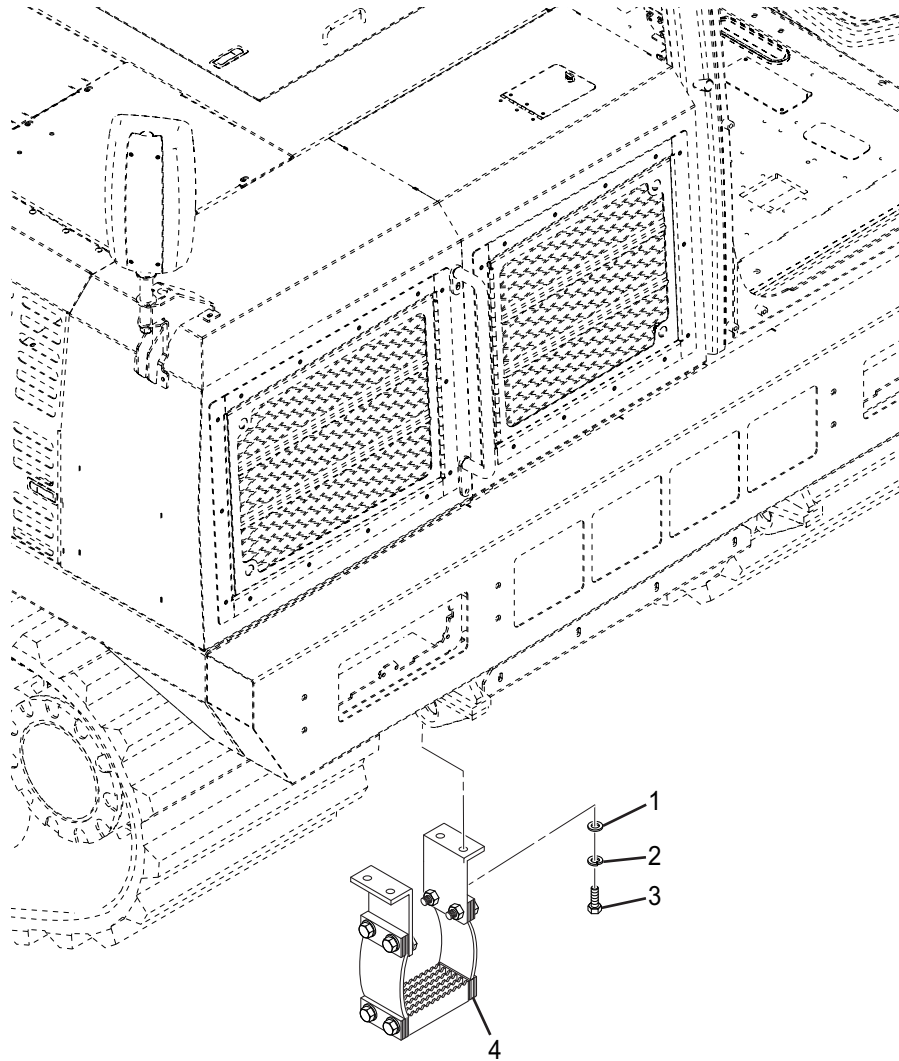


TABLE FOR FIGURE 05-05:

INDEX	PART NO.	DESCRIPTION	QTY	SERIAL NO.
1	0-1120-01223	M12 WASHER	12	
2	0-1100-01230	M12 LOCK WASHER	12	
3	0-1000-31225	M12 X 25 HEX BOLT	12	
4	A-04252-142	STEP ASSEMBLY	1	

THIS PAGE INTENTIONALLY LEFT BLANK

THIS PAGE INTENTIONALLY LEFT BLANK

FIGURE 06-01 MAIN PUMPS

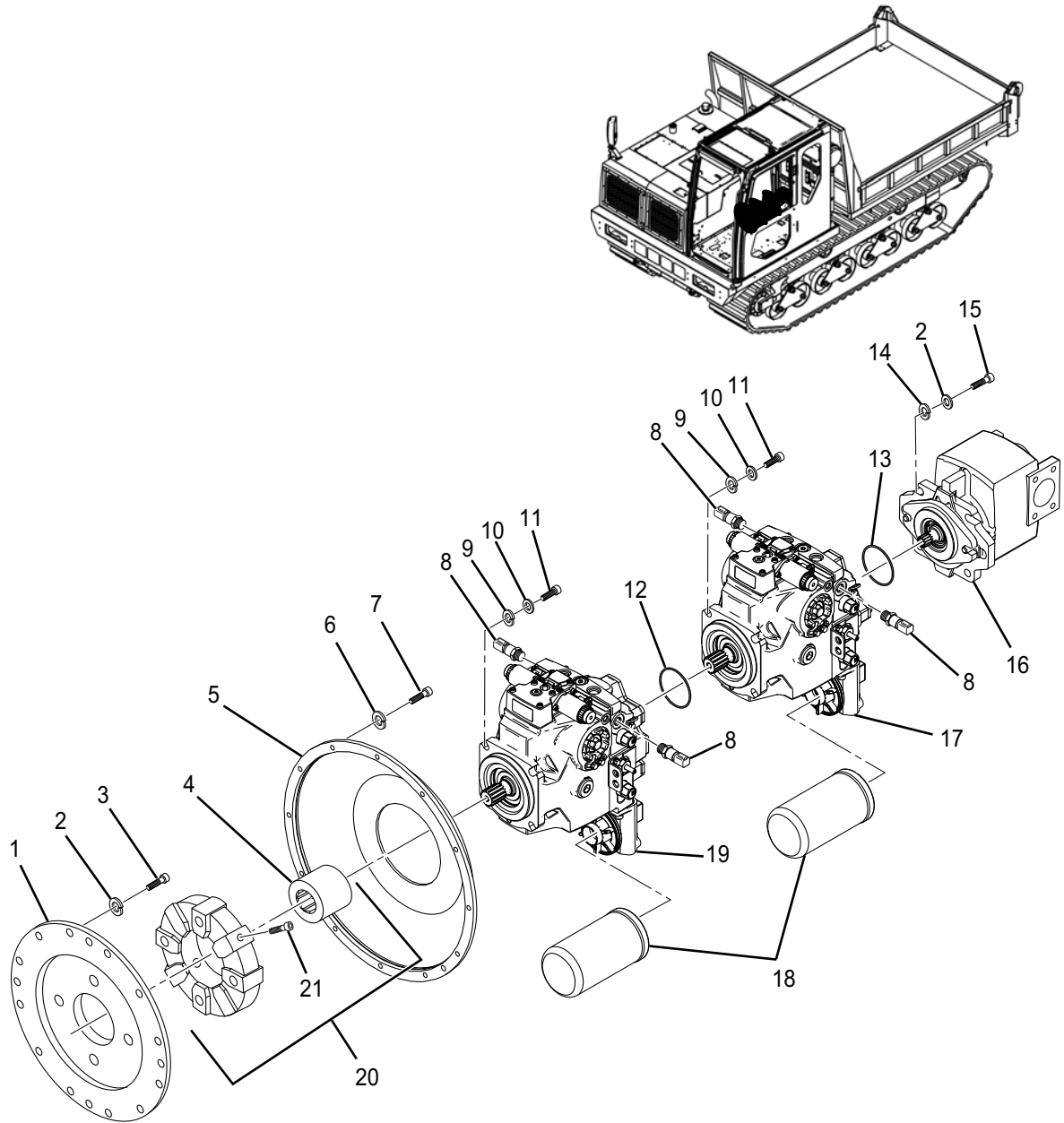


TABLE FOR FIGURE 06-01:

INDEX	PART NO.	DESCRIPTION	QTY	SERIAL NO.
1	1-51160-4140	CENTER PLATE	1	
2	0-1100-01230	M12 LOCK WASHER	10	
3	0-1500-00730	UNC 7/16 X 30 HEX BOLT	8	
4	A-03616-710	BOSS	1	
5	1-51160-1151	BELL HOUSING	1	
6	0-1100-31025	M10 LOCK WASHER	12	
7	0-1000-31030	M10 X 30 HEX BOLT	12	
8	A-03663-750	PRESSURE TRANSMITTER	4	
9	0-1120-01432	M14 WASHER	8	
10	0-1100-01435	M14 LOCK WASHER	8	
11	0-1000-31435	M14 X 35 HEX BOLT	4	
12	A-03661-705	O-RING LARGE	1	
13	A-04261-704	O-RING MEDIUM	1	
14	0-1120-01223	M12 WASHER	2	
15	0-1000-31235	M12 X 35 HEX BOLT	2	
16	1-17610-0022	GEAR PUMP	1	
17	A-03661-712	REAR PUMP	1	
18	11004918	PUMP FILTER	2	
19	A-03661-711	FRONT PUMP	1	
20	A-03616-700	COUPLING	1	
21	A-03616-701	•M16 X 50 HEX BOLT	8	

FIGURE 06-02 HYDRAULIC PUMP LINES

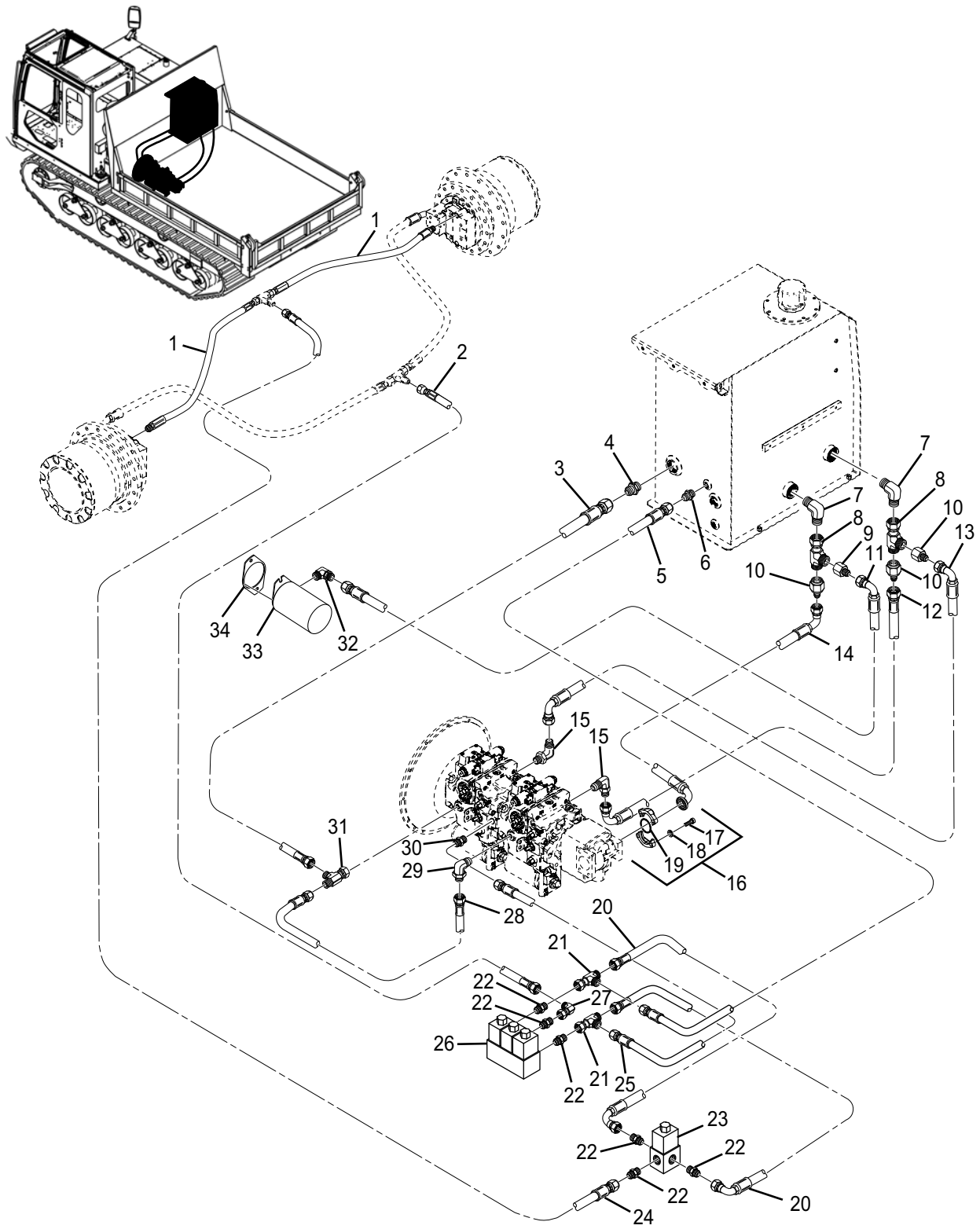


TABLE FOR FIGURE 06-02:

INDEX	PART NO.	DESCRIPTION	QTY	SERIAL NO.
1	A-03667-710	HOSE	2	
2	A-03667-708	HOSE 60	1	
3	A-03667-715	HOSE 44	1	
4	2404-12-16	TUBE END REDUCER	1	
5	A-03667-709	HOSE 60	1	
6	2404-04-06	TUBE END REDUCER	1	
7	2501-24-24	MALE ELBOW	2	
8	6602-24-24-24	SWIVEL NUT RUN TEE	2	
9	2406-24-12	MALE CONNECTOR	1	
10	2406-24-16	MALE CONNECTOR	3	
11	A-03667-717	HOSE 96	11	
12	A-03667-729	HOSE 48	1	
13	A-03667-728	HOSE 46	1	
14	A-03667-727	HOSE 38.5	1	
15	6801-16-16-N W O-FG	STRAIGHT THREAD ELBOW	2	
16	A-03667-910	SPLIT FLANGE KIT	1	
17	A-03667-912	•BOLT	4	
18	A-03667-913	•WASHER	4	
19	A-03667-914	•O-RING	1	
20	A-03667-722	HOSE 10	2	
21	6602-04-04-04	SWIVEL NUT RUN TEE	2	
22	6400-04-06-O	STRAIGHT THREAD CONNECTOR	6	
23	A-03662-703	SOLENOID	1	
24	A-03667-723	HOSE 65	1	
25	A-03667-706	HOSE 22	1	
26	A-04262-700	PILOT MANIFOLD	1	

TABLE FOR FIGURE 06-02: (Cont.)

INDEX	PART NO.	DESCRIPTION	QTY	SERIAL NO.
27	6500-04-04	ELBOW	1	
28	A-03667-720	HOSE 18	1	
29	6801-12-12-N W O-FG	STRAIGHT THREAD ELBOW	1	
30	6400-04-06-O	STRAIGHT THREAD CONNECTOR	1	
31	6801-12-12-N W O-FG	STRAIGHT THREAD RUN TEE	1	
32	3804-12-12-12- N W OG	STRAIGHT THREAD RUN ELBOW	1	
33	A-04261-706	AUXILIARY PUMP	1	
34	A-04261-707	GASKET	1	

THIS PAGE INTENTIONALLY LEFT BLANK

FIGURE 06-03 DUMP LINES

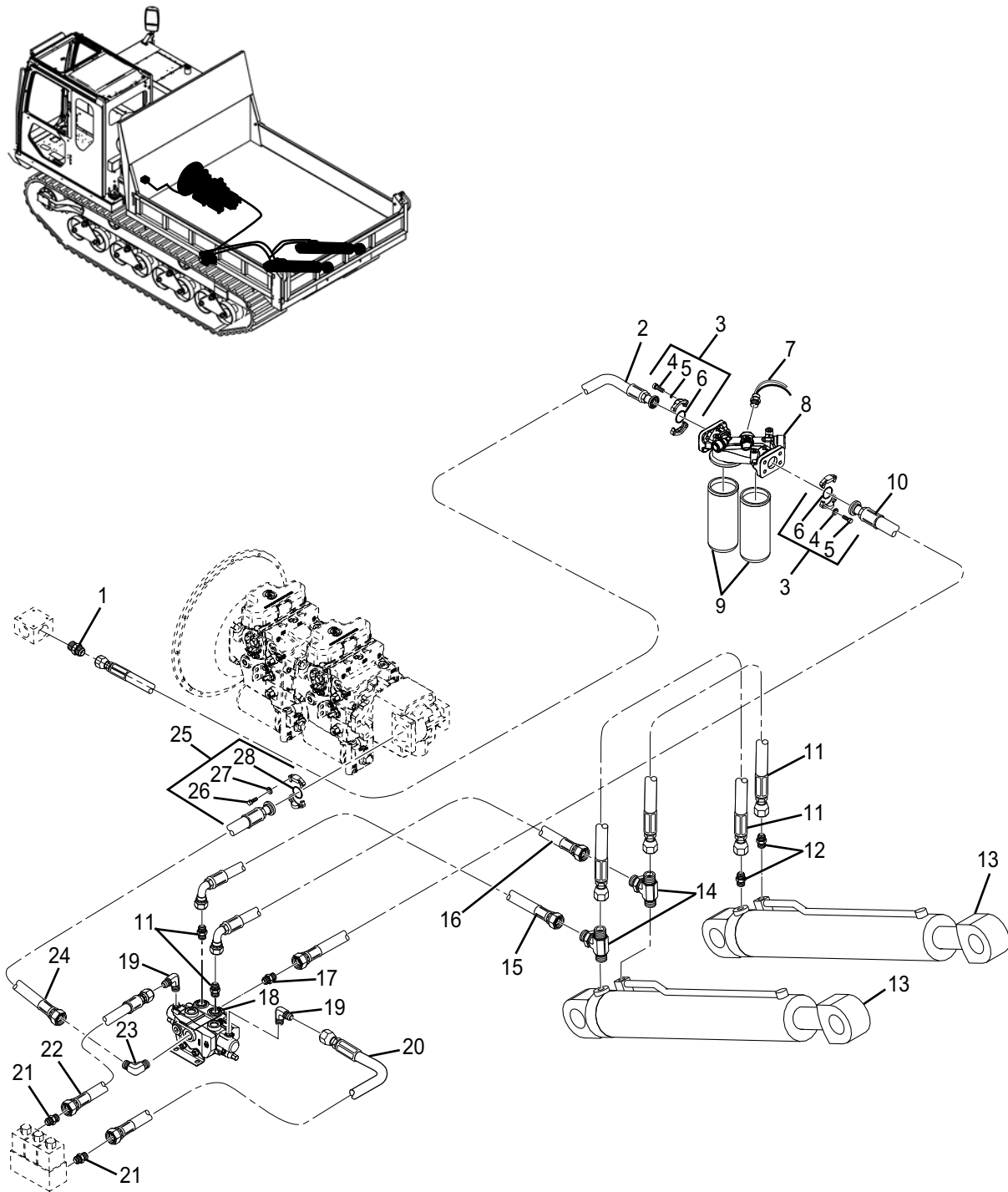


TABLE FOR FIGURE 06-03:

INDEX	PART NO.	DESCRIPTION	QTY	SERIAL NO.
1	6400-12-12-O	STRAIGHT THREAD CONNECTOR	1	
2	A-03667-721	HOSE	1	
3	A-04267-910	SPLIT FLANGE KIT	2	
4	A-04267-912	BOLT	8	
5	A-04267-913	WASHER	8	
6	A-04267-914	O-RING	2	
7	A-04265-702	FILTER INDICATOR SWITCH	1	
8	A-04265-700	FILTER HEAD	1	
9	A-04265-701	FILTER ELEMENT	2	
10	A-03667-712	HOSE	1	
11	A-03667-724	HOSE 33.5	1	
12	6400-08-10-O	STRAIGHT THREAD CONNECTOR	2	
13	1-17640-0011	CYLINDER	2	
14	6804-08-10-08-N W O	STRAIGHT THREAD RUN TEE	2	
15	A-03667-726	HOSE 36	1	
16	A-03667-725	HOSE 31	1	
17	6400-12-12-O	STRAIGHT THREAD CONNECTOR	1	
18	A-04262-701	DUMP VALVE	1	
19	6801-04-06-NWO-FG	ELBOW	2	
20	A-03667-704	HOSE	1	
21	6400-04-06-O	STRAIGHT THREAD CONNECTOR	2	
22	A-03667-705	HOSE	1	
23	6801-12-12-N W O-FG	ELBOW	1	
24	A-03667-701	HOSE	1	
25	A-03667-920	SPLIT FLANGE KIT	1	

TABLE FOR FIGURE 06-03: (Cont.)

INDEX	PART NO.	DESCRIPTION	QTY	SERIAL NO.
26	A-03667-922	BOLT	4	
27	A-03667-923	WASHER	4	
28	A-03667-924	O-RING	1	

THIS PAGE INTENTIONALLY LEFT BLANK

FIGURE 06-04 OIL COOLER LINES

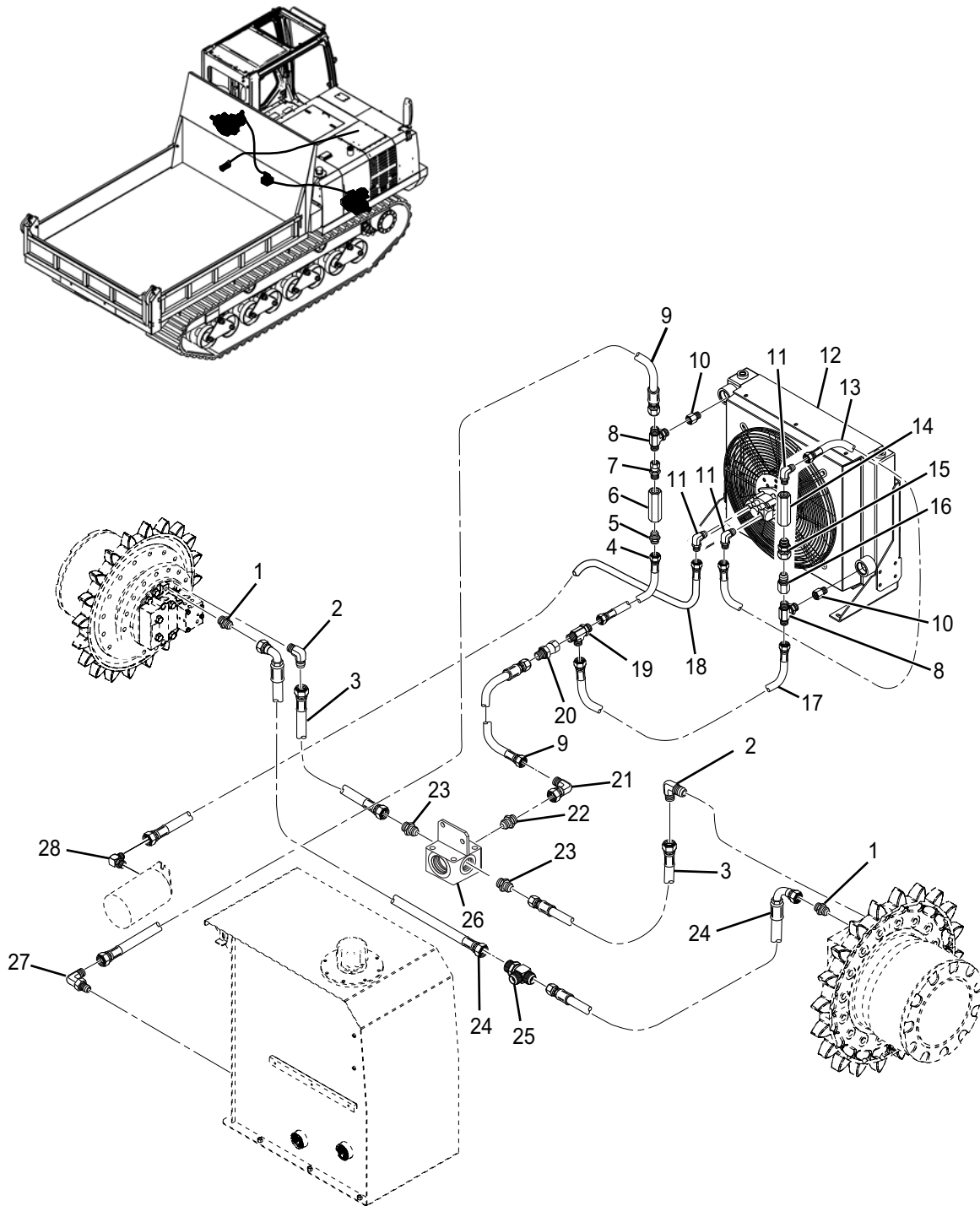


TABLE FOR FIGURE 06-04:

INDEX	PART NO.	DESCRIPTION	QTY	SERIAL NO.
1	6400-04-06-O	STRAIGHT THREAD CONNECTOR	2	
2	6801-08-12-NWO-FG	STRAIGHT THREAD ELBOW	2	
3	A-03667-716	HOSE 40	2	
4	A-03667-711	HOSE 9.5	1	
5	2404-12-12	MALE CONNECTOR	1	
6	1-21670-1210	C/VALVE A	1	
7	6505-12-16	CONNECTOR	1	
8	6804-16-16-16-N W O	STRAIGHT THREAD RUN TEE	1	
9	A-03667-714	HOSE 59	2	
10	6410-20-16	CONNECTOR	2	
11	6801-08-08-N W O-FG	STRAIGHT THREAD ELBOW	3	
12	A-03669-700	OIL COOLER	1	
13	A-03667-719	HOSE 20	1	
14	A-04262-702	C/VALVE B	1	
15	6402-08-08-O	SWIVEL STRAIGHT THREAD CONNECTOR	1	
16	2406-16-08	MALE CONNECTOR	1	
17	A-03667-713	HOSE 27.5	1	
18	A-03667-718	HOSE 125	1	
19	6602-16-16-16	SWIVEL NUT RUN TEE	1	
20	2700-16-16	STRAIGHT THREAD WITH LOCK NUT	1	
21	6500-16-16	SWIVEL NUT ELBOW	1	
22	6400-16-16-O	STRAIGHT THREAD CONNECTOR	1	
23	6400-08-12-O	STRAIGHT THREAD CONNECTOR	2	
24	A-03667-707	HOSE 52	2	

TABLE FOR FIGURE 06-04: (Cont.)

INDEX	PART NO.	DESCRIPTION	QTY	SERIAL NO.
25	2703-04-04-04	TEE W/NUT	1	
26	A-03667-999	CROSS BLOCK	1	
27	2501-16-24	MALE ELBOW	1	
28	6400-08-10-O	STRAIGHT THREAD CONNECTOR	1	

THIS PAGE INTENTIONALLY LEFT BLANK

TABLE FOR FIGURE 06-05:

INDEX	PART NO.	DESCRIPTION	QTY	SERIAL NO.
1	A-03667-930	SPLIT FLANGE KIT	4	
2	A-03667-932	BOLT	16	
3	A-03667-933	WASHER	16	
4	A-03667-934	O-RING	4	
5	A-03667-702	HOSE 89.5	2	
6	A-03667-703	HOSE 63	2	
7	A-03667-940	SPLIT FLANGE KIT	4	
8	A-03667-942	BOLT	8	
9	A-03667-943	WASHER	8	
10	A-03667-944	O-RING	4	

FIGURE 06-06 FILTERED LINES (VDL ONLY)

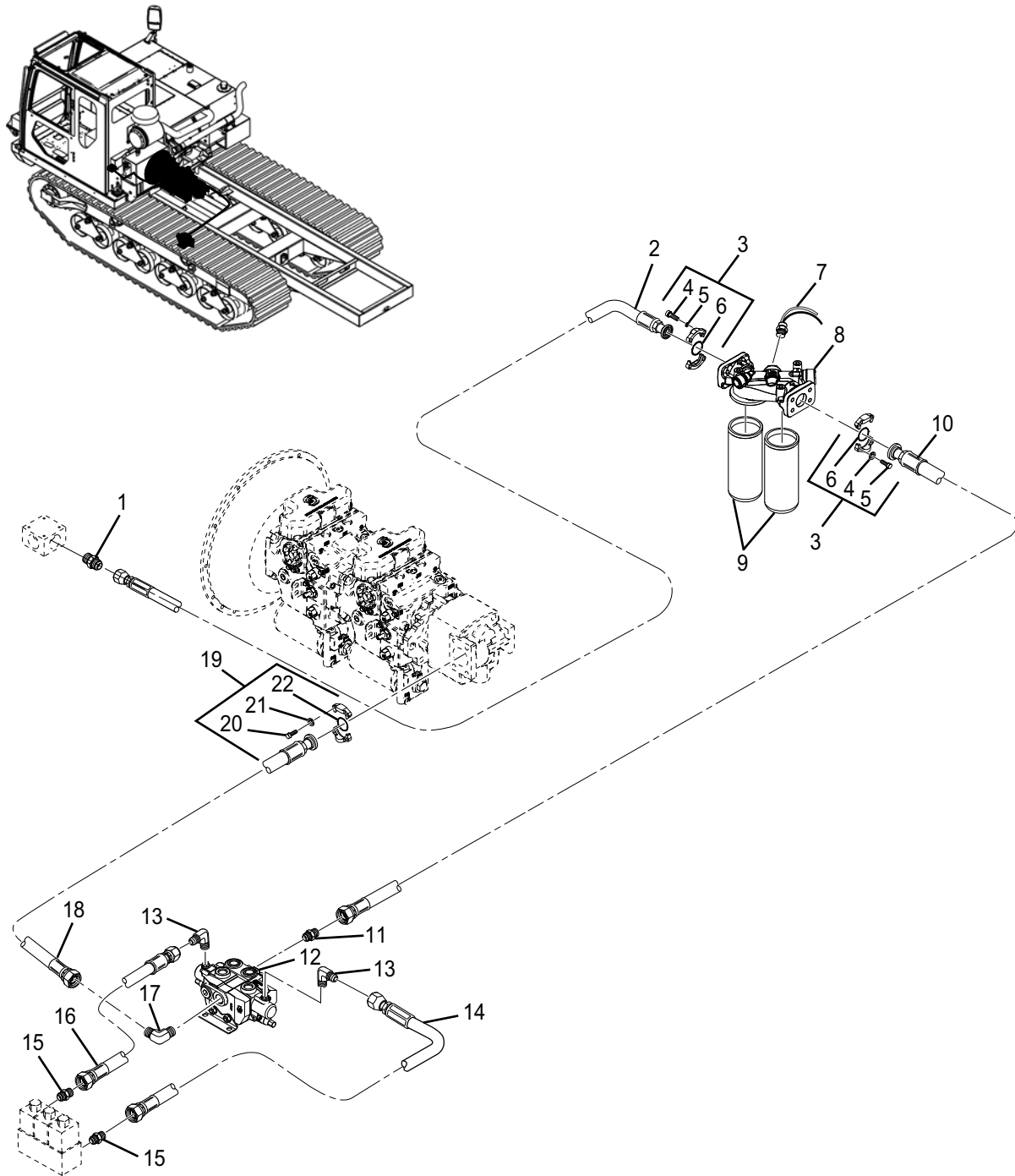


TABLE FOR FIGURE 06-06:

INDEX	PART NO.	DESCRIPTION	QTY	SERIAL NO.
1	6400-12-12-O	STRAIGHT THREAD CONNECTOR	1	
2	A-03667-721	HOSE	1	
3	A-04267-910	SPLIT FLANGE KIT	2	
4	A-04267-912	BOLT	8	
5	A-04267-913	WASHER	8	
6	A-04267-914	O-RING	2	
7	A-04265-702	FILTER INDICATOR SWITCH	1	
8	A-04265-700	FILTER HEAD	1	
9	A-04265-701	FILTER ELEMENT	2	
10	A-03667-712	HOSE	1	
11	6400-12-12-O	STRAIGHT THREAD CONNECTOR	1	
12	A-04262-701	DUMP VALVE	1	
13	6801-04-06- NWO-FG	ELBOW	2	
14	A-03667-704	HOSE	1	
15	6400-04-06-O	STRAIGHT THREAD CONNECTOR	2	
16	A-03667-705	HOSE	1	
17	6801-12-12-N W O-FG	ELBOW	1	
18	A-03667-701	HOSE	1	
19	A-03667-920	SPLIT FLANGE KIT	1	
20	A-03667-922	BOLT	4	
21	A-03667-923	WASHER	4	
22	A-03667-924	O-RING	1	

THIS PAGE INTENTIONALLY LEFT BLANK

THIS PAGE INTENTIONALLY LEFT BLANK

FIGURE 07-01 DUMP BED

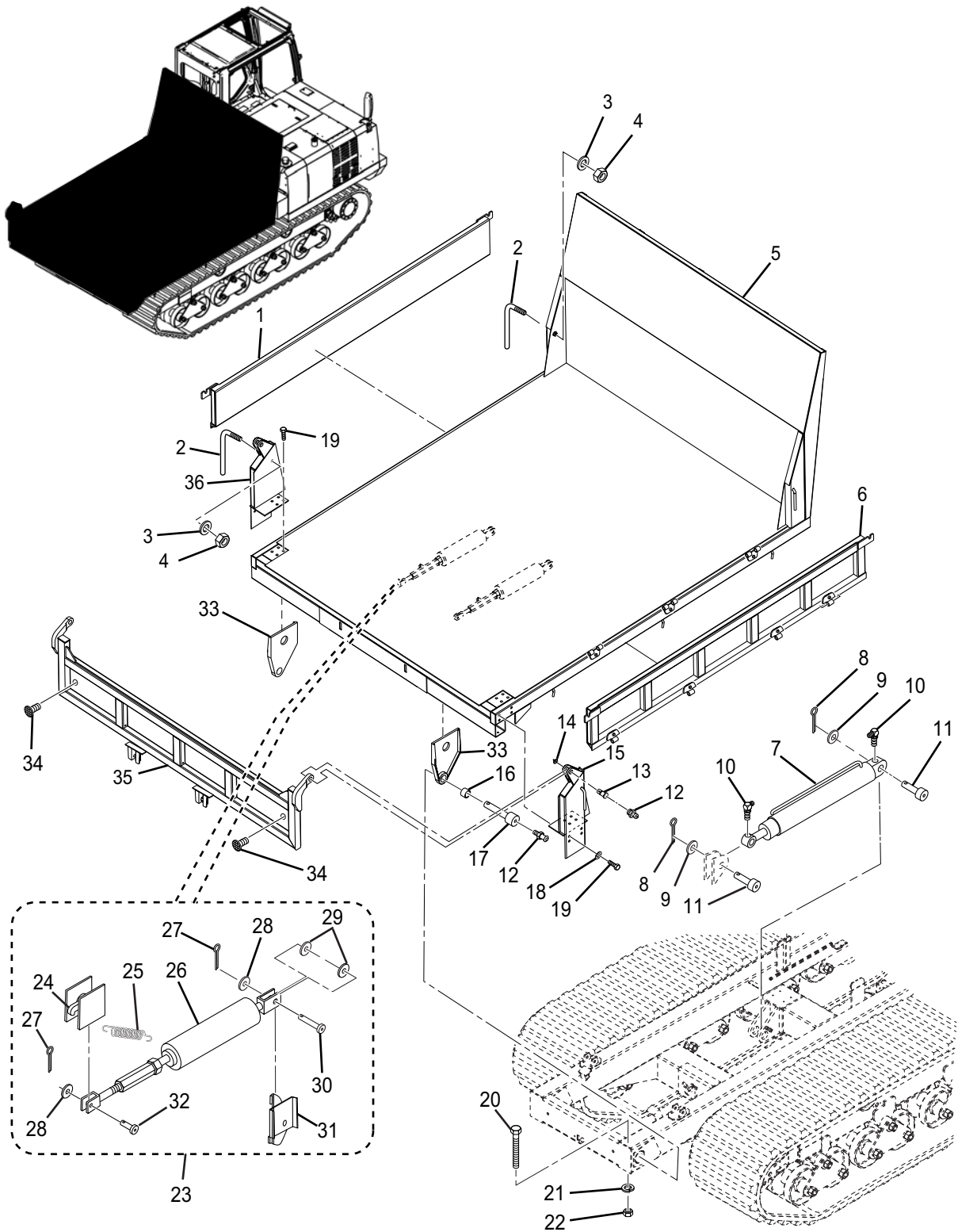


TABLE FOR FIGURE 07-01:

INDEX	PART NO.	DESCRIPTION	QTY	SERIAL NO.
1	A-03671-103	LH SIDE DOOR	1	
2	1-12710-1170	LEVER	4	
3	0-1120-01432	M14 WASHER	4	
4	0-1220-01408	M14 NUT	4	
5	A-03671-108	DUMP BED	1	
6	A-03671-104	RH SIDE DOOR	1	
7	1-17640-0011	DUMP CYLINDER	2	
8	0-3220-05971	COTTER PIN	4	
9	1-16710-1330	95 X 40 WASHER	4	
10	0-3400-00170	GREASE NIPPLE	4	
11	1-17710-1320	CYLINDER PIN	4	
12	0-3400-00100	GREASE NIPPLE	2	
13	A-04271-250	PIN	2	
14	0-3230-00640	SPRING PIN	2	
15	A-03671-114	RH POST	1	
16	1-16710-1360	BUSHING	2	
17	1-16710-1310	HINGE PIN	2	
18	0-1140-31645	M16 WASHER	8	
19	0-1000-31650	M16 X 50 HEX BOLT	16	
20	0-1001-31200	M12 X 100 HEX BOLT	2	
21	0-1100-01230	M12 LOCK WASHER	2	
22	0-1200-31210	M12 NUT	2	
23	1-17710-1400	LH SIDE CUSHION ASSEMBLY	1	
	1-17710-1500	RH SIDE CUSHION ASSEMBLY	1	
24	1-17710-1410VL	•LH SIDE HOOK ASSEMBLY	1	

TABLE FOR FIGURE 07-01: (Cont.)

INDEX	PART NO.	DESCRIPTION	QTY	SERIAL NO.
	1-17710-1410VR	•RH SIDE HOOK ASSEMBLY	1	
25	1-17710-1430	•SPRING	1	
26	1-17710-1440V	•SPRING CASE ASSEMBLY	1	
27	0-3220-02122	•COTTER PIN 2.1 X 22	2	
28	0-1120-01020	•M10 WASHER	2	
29	0-1140-01032	•M10 HARD WASHER	2	
30	0-3200-01033	•PIN 10 X 33	2	
31	1-17710-1460V	•LH SIDE ARM	1	
	1-17710-1480V	•RH SIDE ARM	1	
32	0-3200-01025	•PIN 10 X 25	2	
33	1-17710-1231	HINGE PIN BRACKET	2	
34	1-11710-1150	REFLECTOR	2	
35	A-03671-102	REAR DOOR	1	
36	A-03671-113	LH POST	1	

THIS PAGE INTENTIONALLY LEFT BLANK

THIS PAGE INTENTIONALLY LEFT BLANK

THIS PAGE INTENTIONALLY LEFT BLANK

FIGURE 08-01 BRANCH HARNESS

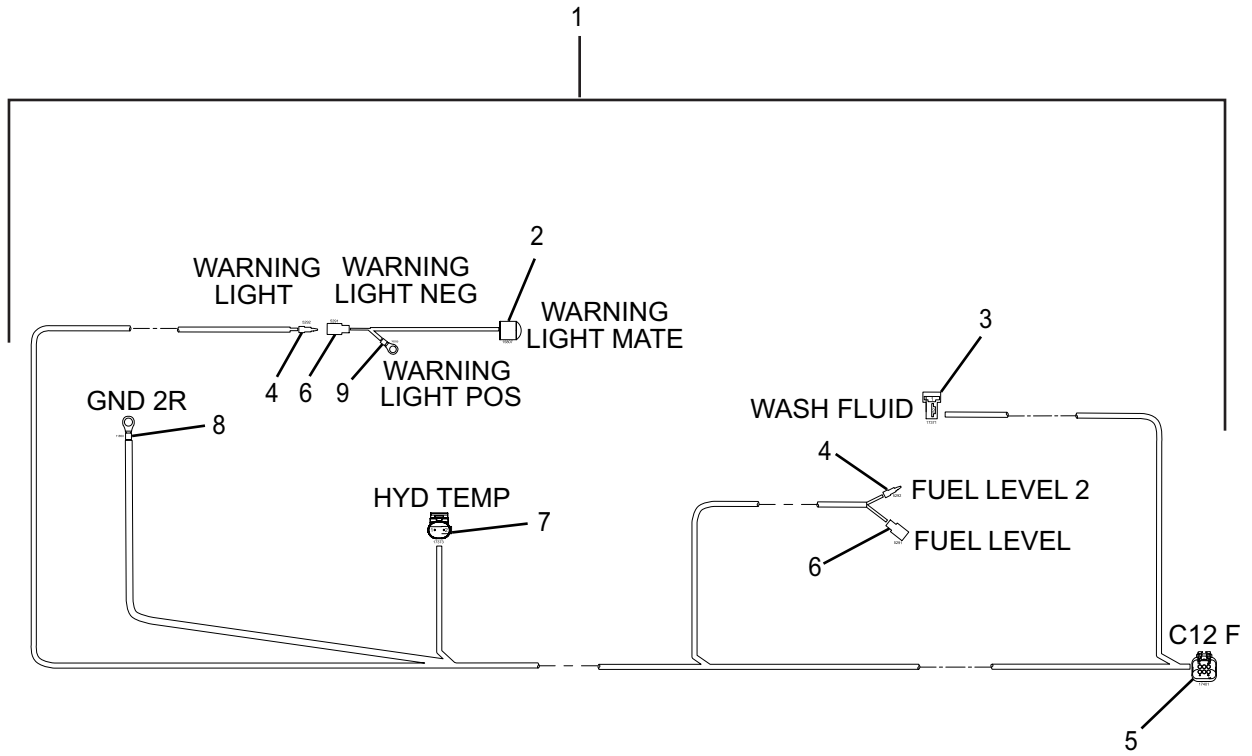


TABLE FOR FIGURE 08-01:

INDEX	PART NO.	DESCRIPTION	QTY	SERIAL NO.
1	A-04225-803	BRANCH HARNESS	1	
2	M177A	WARNING LIGHT	1	
3	17371	CONNECTOR	1	
4	5292	CONNECTOR	2	
5	17401	CONNECTOR	1	
6	5291	CONNECTOR	2	
7	17373	CONNECTOR	1	
8	11850	CONNECTOR	1	
9	16930	CONNECTOR	1	

FIGURE 08-02 ECM HARNESS

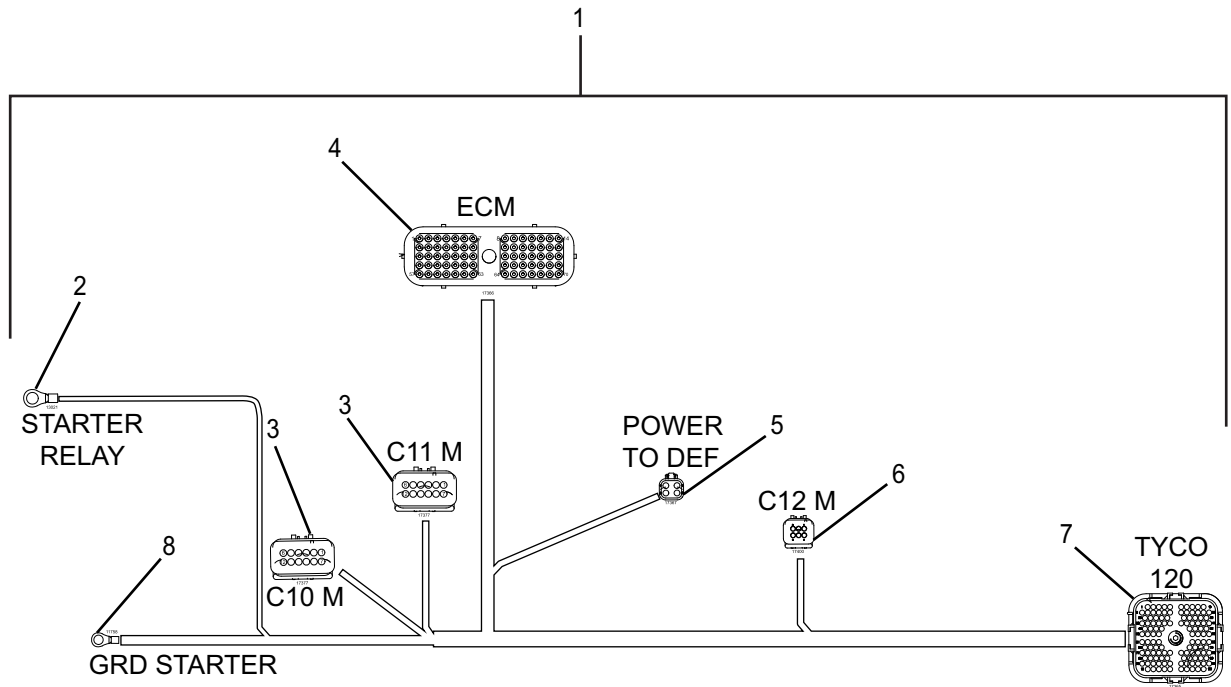


TABLE FOR FIGURE 08-02:

INDEX	PART NO.	DESCRIPTION	QTY	SERIAL NO.
1	A-04225-800	ECM HARNESS	1	
2	13021	CONNECTOR	1	
3	17377	CONNECTOR	2	
4	17366	CONNECTOR	1	
5	17367	CONNECTOR	1	
6	17400	CONNECTOR	2	
7	17365	CONNECTOR	1	
8	11758	CONNECTOR	1	

FIGURE 08-03 FWD HARNESS

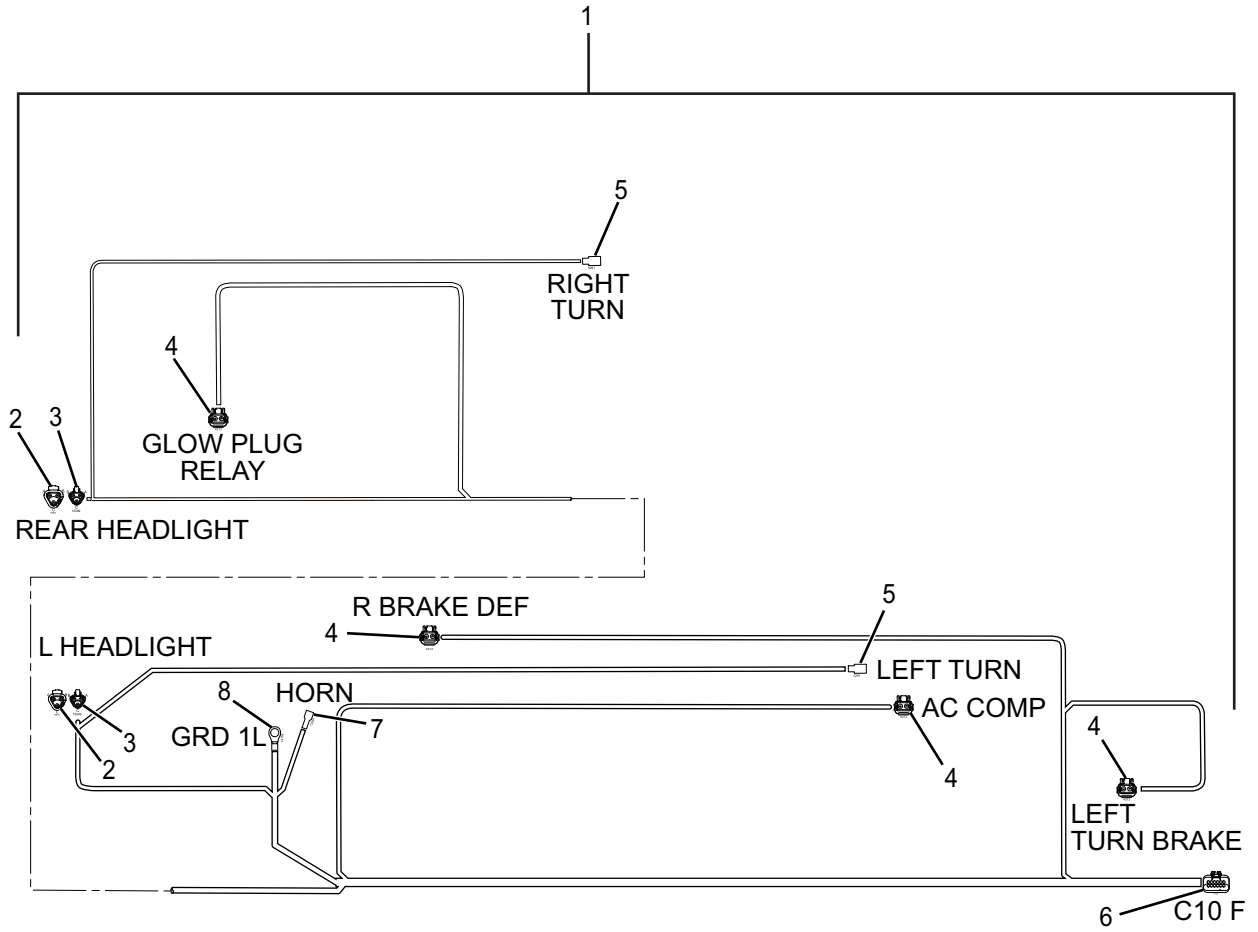


TABLE FOR FIGURE 08-03:

INDEX	PART NO.	DESCRIPTION	QTY	SERIAL NO.
1	A-04225-802	FWD HARNESS	1	
2	10804	CONNECTOR	2	
3	15099	CONNECTOR	2	
4	4313	CONNECTOR	2	
5	5291	CONNECTOR	1	
6	17378	CONNECTOR	1	
7	13287	CONNECTOR	1	
8	14152	CONNECTOR	1	

FIGURE 08-04 HYD HARNESS

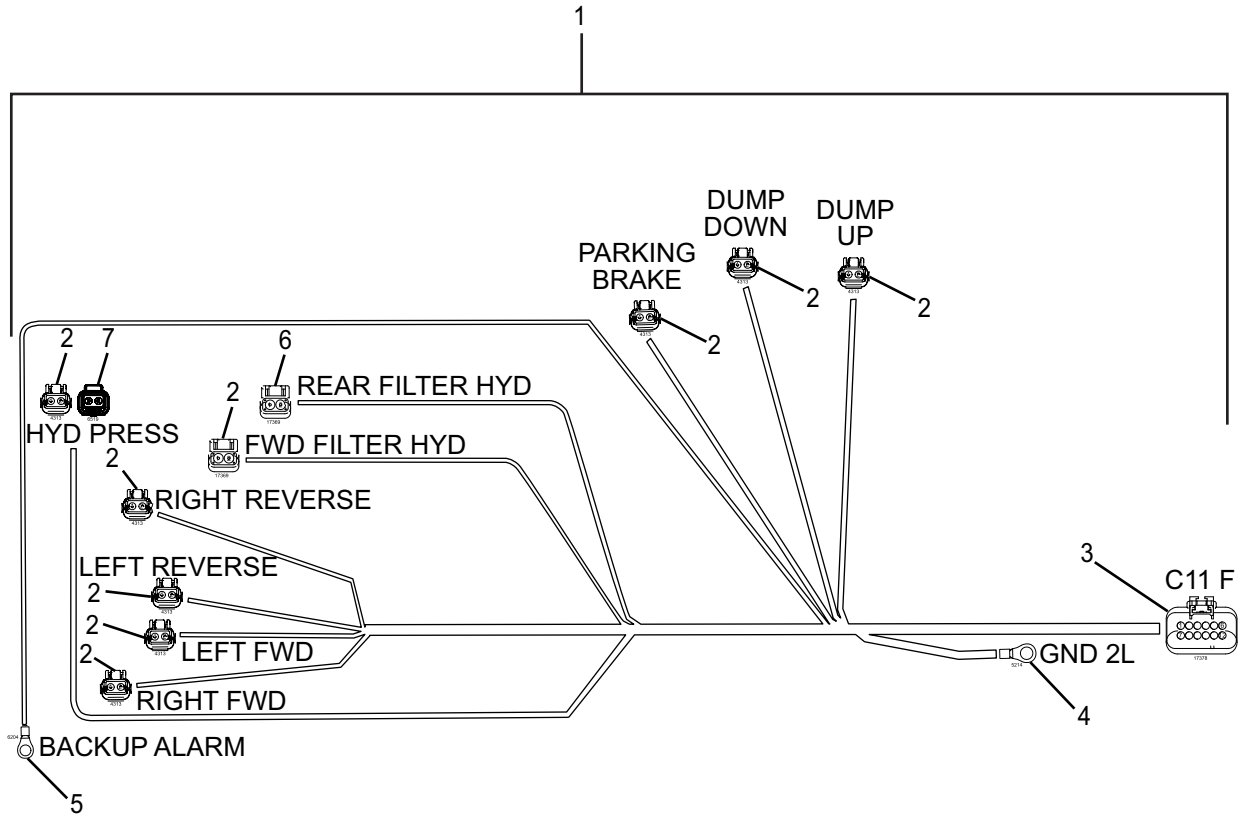


TABLE FOR FIGURE 08-04:

INDEX	PART NO.	DESCRIPTION	QTY	SERIAL NO.
1	A-04225-801	HYD HARNESS	1	
2	4313	CONNECTOR	6	
3	17378	CONNECTOR	1	
4	5214	CONNECTOR	1	
5	6204	CONNECTOR	1	
6	17369	CONNECTOR	2	
7	6519	CONNECTOR	1	

FIGURE 08-05 BATTERY CABLES

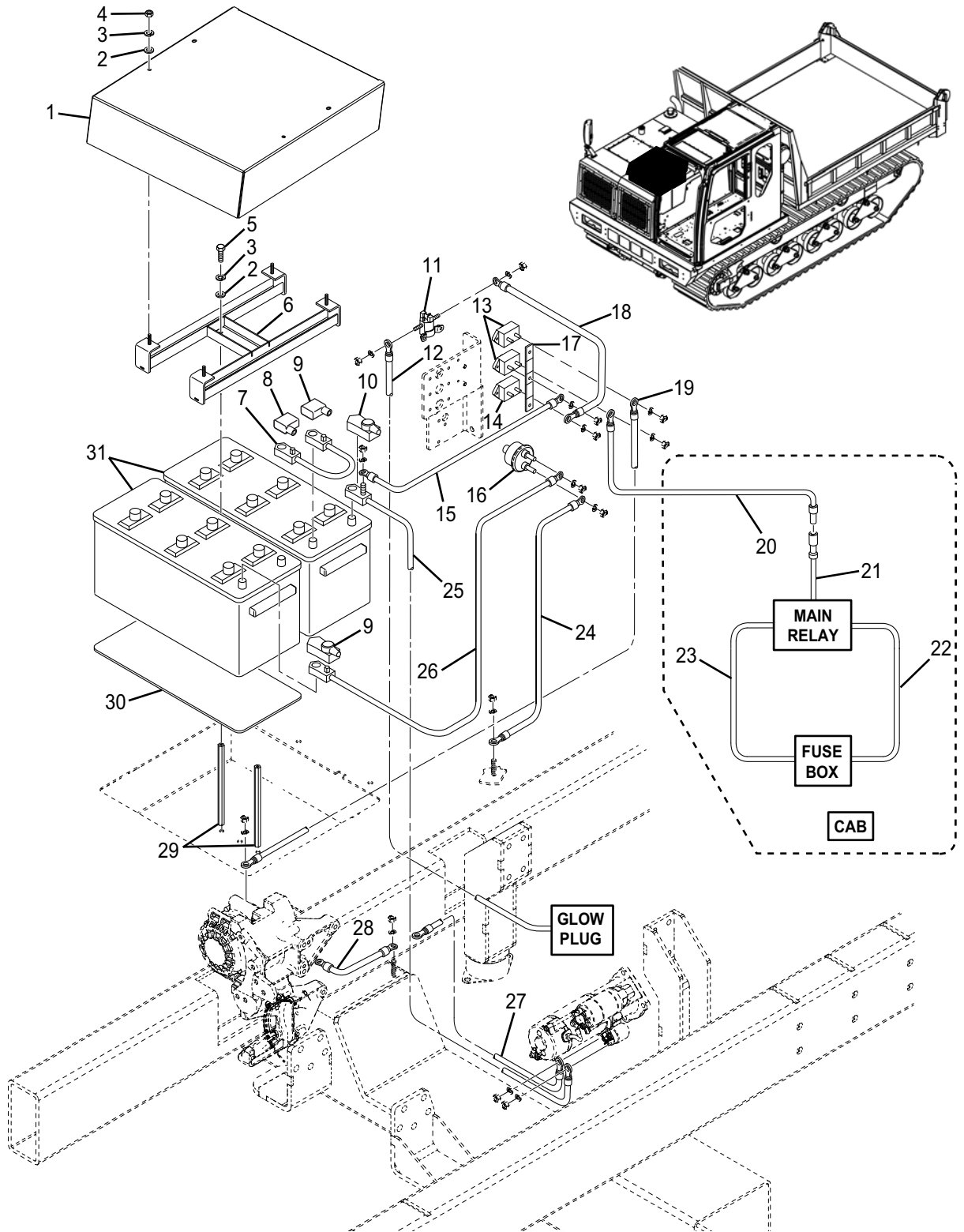


TABLE FOR FIGURE 08-05:

INDEX	PART NO.	DESCRIPTION	QTY	SERIAL NO.
1	A-03652-116	BATTERY COVER	1	
2	0-1120-00816	M8 WASHER	8	
3	0-1100-00820	M8 LOCK WASHER	8	
4	0-1200-00806	M8 NUT	4	
5	0-1000-00825	M8 X 25 HEX BOLT	6	
6	A-04252-103	BATTERY HOLD DOWN	1	
7	A-03625-900	BATTERY JUMPER	1	
8	A-04225-720	TERMINAL CAP RED (+)	1	
9	A-04225-721	TERMINAL CAP BLACK (-)	2	
10	A-04225-725	TERMINAL CAP RED (+)	1	
11	125-1302	HEATER RELAY SWITCH	1	
12	A-03625-909	GLOW PLUG POWER CABLE	1	
13	171-2210	BREAKER (80A) - CAT	2	
14	171-2206	BREAKER (50A) - CAT	1	
15	A-03625-905	BATTERY CABLE	1	
16	7N-0719	MASTER SWITCH	1	
17	A-04225-851	COPPER BUS BAR 1/4 X 1 X 4-1/2	1	
18	A-03625-911	BATTERY CABLE	1	
19	A-03625-906	BATTERY CABLE	1	
20	A-03625-908	BATTERY CABLE	1	
21	A-04225-812	BATTERY CABLE	1	
22	A-04225-814	BATTERY CABLE	1	
23	A-04225-813	BATTERY CABLE	1	
24	A-03625-901	BATTERY CABLE	1	
25	A-03625-903	BATTERY CABLE	1	
26	A-03625-902	BATTERY CABLE	1	
27	A-03625-904	BATTERY CABLE	1	

TABLE FOR FIGURE 08-05: (Cont.)

INDEX	PART NO.	DESCRIPTION	QTY	SERIAL NO.
28	A-03625-907	BATTERY CABLE	1	
29	A-04252-704	HEX BAR 5/8	2	
30	A-04325-990	BATTERY MAT	1	
31	A-04225-850	BATTERY 4D	2	

THIS PAGE INTENTIONALLY LEFT BLANK

FIGURE 08-06 DAIKIN HARNESS

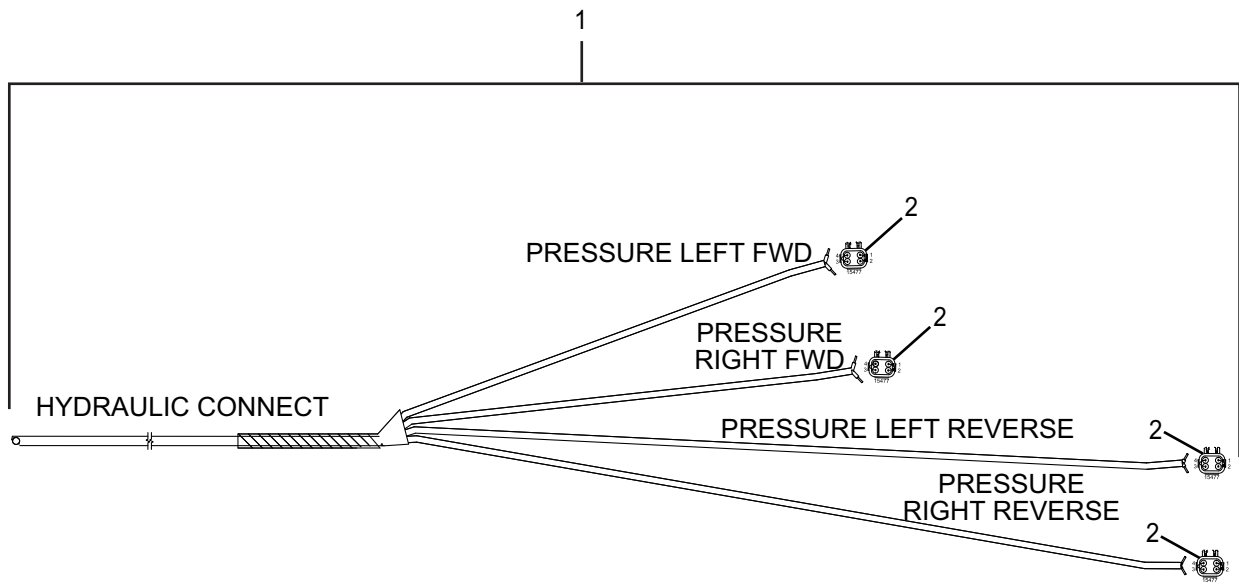


TABLE FOR FIGURE 08-06:

INDEX	PART NO.	DESCRIPTION	QTY	SERIAL NO.
1	A-03625-805	PRESSURE HARNESS	1	
2	15477	CONNECTOR	4	

FIGURE 08-07 HORN, BACKUP ALARM AND BACKUP CAMERA

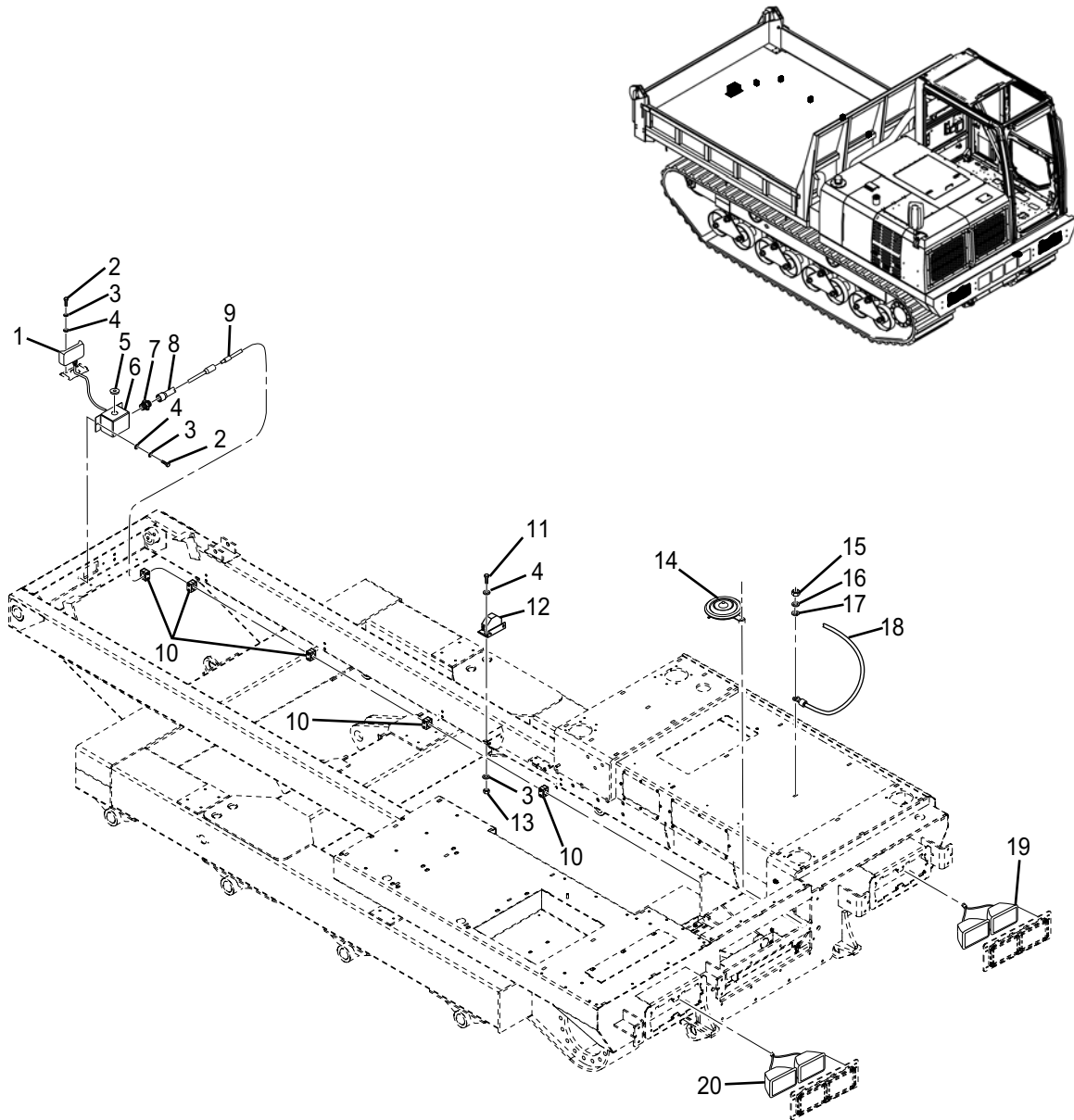


TABLE FOR FIGURE 08-07:

INDEX	PART NO.	DESCRIPTION	QTY	SERIAL NO.
1	A-04225-710	BACKUP CAMERA	1	
2	0-1000-00612	M6 X 12 HEX BOLT	4	
3	0-1100-00615	M6 LOCK WASHER	6	
4	0-1120-00616	M6 WASHER	6	
5	A-04252-708	GROMMET	1	
6	A-04252-234	BACKUP CAMERA COVER	1	
7	A-08052-711	CONDUIT CONNECTOR	1	
8	A-03652-716	TUBE, CONDUIT	1	
9	A-04225-815	CABLE, BACKUP CAMERA	1	
10	A-04352-718	CLAMP SINGLE	5	
11	0-1000-00620	M6 X 20 HEX BOLT	2	
12	1-46210-1510	BACKUP ALARM	1	
13	0-1200-00605	M6 NUT	2	
14	0-5600-02401	HORN	1	
15	0-1200-00806	M8 NUT	2	
16	0-1100-00820	M8 LOCK WASHER	2	
17	0-1120-01020	M8 WASHER	2	
18	A-04225-703	CAB GROUND STRAP	1	
19	1-46210-1000	LEFT HEADLIGHT	1	
20	1-46210-1100	RIGHT HEADLIGHT	1	

THIS PAGE INTENTIONALLY LEFT BLANK

THIS PAGE INTENTIONALLY LEFT BLANK

TABLE FOR FIGURE 09-01:

INDEX	PART NO.	DESCRIPTION	QTY	SERIAL NO.
1	A-03603-700	DECAL KIT	1	

THIS PAGE INTENTIONALLY LEFT BLANK

NUMERICAL INDEX

THIS PAGE INTENTIONALLY LEFT BLANK

PART NO	FIG NO.	INDEX	PART NO	FIG NO.	INDEX
4313	08-03	4	2404-04-06	06-02	6
4313	08-04	2	2404-08-06	01-05	6
5214	08-04	4	2404-12-12	06-04	5
5291	08-01	6	2404-12-16	06-02	4
5291	08-03	5	2501-06-06	01-05	2
5292	08-01	4	4404-10-08	01-02	5
6204	08-04	5	5502-08-06	01-02	4
6519	08-04	7	6500-04-04	06-02	27
10804	08-03	2	6505-12-16	06-04	7
11758	08-02	8	11004918	06-01	18
11850	08-01	8	•125-7875	03-15	
13021	08-02	2	•151-9497	03-31	
13287	08-03	7	•161-3669	03-14	
14152	08-03	8	•161-3670	03-14	
15099	08-03	3	•167-3630	03-15	
15477	08-06	2	•167-3631	03-15	
16930	08-01	9	•185-8290	03-14	
17365	08-02	7	•243-4510	03-15	
17366	08-02	4	•251-0637	03-15	7
17367	08-02	5	•2L-8067	03-15	
17369	08-04	6	•2L-8075	03-15	
17371	08-01	3	•334-6530	03-31	
17373	08-01	7	•372-9285	03-14	
17377	08-02	3	•3S-2093	03-15	
17378	08-03	6	•5P-3059	03-15	
17378	08-04	3	•7Y-3950	03-15	
17400	08-02	6	•7Y-3951	03-15	
17401	08-01	5	•7Y-3954	03-15	

PART NO	FIG NO.	INDEX	PART NO	FIG NO.	INDEX
•7Y-3955	03-15		0-1000-00825	03-43	7
•7Y-3962	03-15		0-1000-00825	02-01	24
•7Y-3963	03-15		0-1000-00825	02-02	13
•7Y-3964	03-15		0-1000-00825	02-03	4
•7Y-3965	03-15		0-1000-00825	02-06	17
•8T-8729	03-15		0-1000-00825	02-07	16
•8T-8737	03-15		0-1000-00825	02-09	11
•9W-0852	03-15		0-1000-00825	08-05	5
0-1000-00408	03-11	11	0-1000-00830	02-04	17
0-1000-00512	02-05	4	0-1000-00835	01-05	31
0-1000-00512	04-01	25	0-1000-01025	01-04	9
0-1000-00610	02-05	5	0-1000-01025	01-05	17
0-1000-00610	02-08	1	0-1000-01025	02-02	17
0-1000-00612	08-07	2	0-1000-01025	02-03	12
0-1000-00620	02-01	16	0-1000-01025	02-05	15
0-1000-00620	02-02	6	0-1000-01030	01-03	9
0-1000-00620	02-04	8	0-1000-01030	02-06	24
0-1000-00620	02-07	7	0-1000-01030	02-07	4
0-1000-00620	02-09	19	0-1000-01030	05-03	4
0-1000-00620	08-07	11	0-1000-01230	02-01	28
0-1000-00820	03-43	3	0-1000-01230	02-09	15
0-1000-00820	01-03	4	0-1000-31030	06-01	7
0-1000-00820	02-01	13	0-1000-31225	05-01	7
0-1000-00820	02-02	9	0-1000-31225	05-02	7
0-1000-00820	02-04	2	0-1000-31225	05-05	3
0-1000-00820	02-06	3	0-1000-31230	05-04	2
0-1000-00820	02-09	7	0-1000-31235	01-01	4
0-1000-00820	04-01	1	0-1000-31235	06-01	15

PART NO	FIG NO.	INDEX	PART NO	FIG NO.	INDEX
0-1000-31425	05-04	7	0-1100-00820	02-06	18
0-1000-31435	06-01	11	0-1100-00820	02-07	18
0-1000-31640	01-01	7	0-1100-00820	02-09	8
0-1000-31640	01-06	5	0-1100-00820	04-01	2
0-1000-31640	02-01	6	0-1100-00820	08-05	3
0-1000-31640	02-09	2	0-1100-00820	08-07	16
0-1000-31650	07-01	19	0-1100-01025	01-03	10
0-1000-32050	05-02	12	0-1100-01025	01-04	10
0-1001-31200	07-01	20	0-1100-01025	02-02	15
0-1100-00513	02-05	3	0-1100-01025	02-03	14
0-1100-00513	04-01	24	0-1100-01025	02-05	14
0-1100-00615	02-01	18	0-1100-01025	02-06	23
0-1100-00615	02-01	29	0-1100-01025	02-07	2
0-1100-00615	02-02	5	0-1100-01025	05-03	3
0-1100-00615	02-04	7	0-1100-01230	02-01	27
0-1100-00615	02-05	6	0-1100-01230	02-09	14
0-1100-00615	02-07	5	0-1100-01230	05-01	6
0-1100-00615	02-08	2	0-1100-01230	05-02	8
0-1100-00615	02-09	17	0-1100-01230	05-04	3
0-1100-00615	08-07	3	0-1100-01230	05-05	2
0-1100-00820	03-43	5	0-1100-01230	06-01	2
0-1100-00820	01-03	5	0-1100-01230	07-01	21
0-1100-00820	01-05	30	0-1100-01435	06-01	10
0-1100-00820	02-01	14	0-1100-03075	05-01	9
0-1100-00820	02-01	23	0-1100-03075	05-02	2
0-1100-00820	02-02	10	0-1100-31025	06-01	6
0-1100-00820	02-03	5	0-1100-31230	01-01	3
0-1100-00820	02-04	4	0-1100-31435	05-04	6

PART NO	FIG NO.	INDEX	PART NO	FIG NO.	INDEX
0-1100-31640	01-01	8	0-1120-01020	01-03	11
0-1100-31640	01-06	7	0-1120-01020	01-04	11
0-1100-31640	02-01	8	0-1120-01020	01-05	16
0-1100-31640	02-09	4	0-1120-01020	02-02	16
0-1120-00510	02-05	2	0-1120-01020	02-03	13
0-1120-00510	04-01	23	0-1120-01020	02-05	13
0-1120-00616	02-01	17	0-1120-01020	02-06	22
0-1120-00616	02-01	30	0-1120-01020	02-07	3
0-1120-00616	02-02	4	0-1120-01020	05-03	2
0-1120-00616	02-04	6	0-1120-01020	07-01	28
0-1120-00616	02-05	7	0-1120-01020	08-07	17
0-1120-00616	02-07	6	0-1120-01223	02-01	26
0-1120-00616	02-08	3	0-1120-01223	02-09	13
0-1120-00616	02-09	18	0-1120-01223	05-04	4
0-1120-00616	08-07	4	0-1120-01223	05-05	1
0-1120-00816	03-43	4	0-1120-01223	06-01	14
0-1120-00816	01-03	6	0-1120-01432	06-01	9
0-1120-00816	01-05	29	0-1120-01432	07-01	3
0-1120-00816	02-01	15	0-1120-02032	02-01	1
0-1120-00816	02-01	22	0-1120-31645	02-01	7
0-1120-00816	02-02	11	0-1130-00408	03-11	10
0-1120-00816	02-03	6	0-1140-01032	07-01	29
0-1120-00816	02-04	3	0-1140-31232	01-01	2
0-1120-00816	02-06	2	0-1140-31232	05-01	5
0-1120-00816	02-07	17	0-1140-31445	05-04	5
0-1120-00816	02-09	9	0-1140-31645	01-01	6
0-1120-00816	04-01	3	0-1140-31645	01-06	6
0-1120-00816	08-05	2	0-1140-31645	02-09	3

PART NO	FIG NO.	INDEX	PART NO	FIG NO.	INDEX
0-1140-31645	07-01	18	085-6445	03-33	5
0-1200-00605	02-02	8	085-6446	03-33	3
0-1200-00605	02-04	9	085-6447	03-33	2
0-1200-00605	02-07	8	085-6448	03-33	1
0-1200-00605	08-07	13	085-6449	03-33	4
0-1200-00806	02-04	14	085-6449	03-19	5
0-1200-00806	08-05	4	095-0736	03-19	7
0-1200-00806	08-07	15	095-0755	03-34	40
0-1200-31210	01-01	14	096-2622	03-41	11
0-1200-31210	07-01	22	096-2622	03-31	12
0-1200-31613	01-01	5	096-3884	03-41	6
0-1210-33024	05-01	8	096-3884	03-31	27
0-1210-33024	05-02	1	096-6166	03-15	3
0-1220-01408	07-01	4	099-0823	03-34	6
0-1311-01000	02-01	11	099-0823	03-29	10
0-1500-00730	06-01	3	099-2374	03-44	13
0-3200-01025	07-01	32	099-3506	03-18	5
0-3200-01033	07-01	30	099-3607	03-34	38
0-3220-00532	02-01	3	101-2846	03-15	11
0-3220-02122	07-01	27	101-8899	03-41	9
0-3220-05971	07-01	8	101-8899	03-31	10
0-3230-00640	07-01	14	101-8900	03-41	2
0-3400-00100	05-02	9	101-8900	03-31	4
0-3400-00100	07-01	12	10-2-0004	04-01	9
0-3400-00170	07-01	10	10-2-0006	04-01	10
0-5600-02401	08-07	14	102-8805	03-13	2
085-6444	03-32	3	105-3487	03-35	1
085-6444	03-33		106-2704	03-10	1

PART NO	FIG NO.	INDEX	PART NO	FIG NO.	INDEX
1-11510-1210	02-01	31	117-6356	03-50	4
1-11510-1210	02-09	21	1-17640-0011	06-03	13
1-11660-1140	02-06	4	1-17640-0011	07-01	7
1-11660-1150	02-06	8	1-17710-1231	07-01	33
1-11660-1160	02-06	6	1-17710-1320	07-01	11
1-11660-1170	02-06	5	1-17710-1400	07-01	23
1-11660-1220	02-06	7	1-17710-1410VL	07-01	24
1-11660-1231	02-06	30	1-17710-1410VR	07-01	24
1-11710-1150	07-01	34	1-17710-1430	07-01	25
1-12710-1170	07-01	2	1-17710-1440V	07-01	26
113-3467	03-49		1-17710-1460V	07-01	31
113-3468	03-48	10	1-17710-1480V	07-01	31
113-3468	03-49		1-17710-1500	07-01	23
113-8490	03-42	9	1-18110-1110	01-01	10
113-8491	03-42	5	119-5026	03-48	17
113-8492	03-42	8	1-19660-1231	02-06	26
113-8493	03-42	6	121-1022	03-16	5
1-16710-1310	07-01	17	1-21670-1210	06-04	6
1-16710-1330	07-01	9	121-7063	03-48	11
1-16710-1360	07-01	16	122-9610	03-50	1
1-17310-1111	05-02	11	124-3548	03-42	7
1-17330-0011	05-01	10	124-3952	03-14	6
1-17330-1210	05-01	2	124-3953	03-14	7
1-17330-1221	05-01	1	124-4042	03-49	5
1-17340-1100	05-02	6	125-1302	08-05	11
1-17610-0022	06-01	16	127-0580	03-34	45
1-17630-0011	05-02	15	128-2135	03-34	5
117-6306	03-44	6	128-2135	03-52	5

PART NO	FIG NO.	INDEX	PART NO	FIG NO.	INDEX
128-2135	03-54	1	1-51150-1140	02-05	9
128-2135	03-08	2	1-51150-1180	02-05	10
128-2135	03-23	2	1-51160-1151	06-01	5
128-2135	03-28	5	1-51160-4140	06-01	1
128-2135	03-29	13	1-51350-1100	05-02	10
128-2135	03-30	3	1-51350-1210	05-02	5
128-2136	03-52	15	1-51350-1220	05-02	4
128-2136	03-23	3	151-6703	03-41	18
128-2136	03-29	14	151-6703	03-31	9
128-2136	03-30	6	151-6704	03-41	8
1-28320-1140	05-02	13	151-6704	03-31	26
1-32710-1630	02-01	4	151-6777	03-25	4
1-32710-1650	02-01	5	151-6813	03-45	11
1-33130-1180S	02-06	20	151-9461	03-41	29
134-0670	03-51	2	151-9461	03-31	8
138-8454	03-44	5	151-9497	03-41	
1-39110-1210	01-01	1	151-9557	03-44	17
139-7119	03-47	1	151-9576	03-45	10
141-2759	03-42	4	1-55510-1240	02-01	10
1-41520-1380	02-02	2	155-7042	03-14	9
142-0485	03-46	2	156-6175	03-15	14
144-0195	03-22	4	156-6480	03-34	43
145-2970	03-20	2	156-6599	03-34	46
1-46210-1000	08-07	19	156-6631	03-47	2
1-46210-1100	08-07	20	156-6643	03-41	1
1-46210-1510	08-07	12	156-6643	03-31	5
1-49320-1110	05-02	14	161-3128	03-42	3
1-51150-1130	02-05	11	161-3128	03-42	10

PART NO	FIG NO.	INDEX	PART NO	FIG NO.	INDEX
161-3128	03-42	11	170-9724	03-52	
161-3128	03-42	12	170-9724	03-28	
161-3128	03-42	13	171-2206	08-05	14
161-3128	03-42	14	171-2210	08-05	13
161-3128	03-42	15	171-7325	03-34	42
161-3639	03-41	12	171-7325	03-38	2
161-3639	03-31	14	171-7325	03-28	16
161-3694	03-19	13	171-7477	03-19	15
162-0349	03-17	6	176-1931	02-08	5
163-6795	03-34	31	176-1941	03-36	4
163-6795	03-15	12	176-1941	03-37	4
164-0514	03-41		176-1986	03-34	12
164-0514	03-31	19	178-5570	03-40	3
164-0515	03-34	29	178-5572	03-47	3
164-0515	03-41	20	178-5573	03-41	14
164-0515	03-31	21	178-5573	03-47	12
164-0519	03-41		178-5573	03-31	25
164-0519	03-31	16	178-5574	03-41	24
164-0655	03-30	7	178-5574	03-47	11
164-8474	03-23	7	178-5574	03-31	31
164-8474	03-29	1	178-5576	03-46	6
167-7039	03-41	7	178-5659	03-06	3
167-7039	03-31	28	185-8180	03-41	16
167-7042	03-34	10	185-8180	03-31	17
170-2986	03-16	4	185-8182	03-25	
170-6888	03-42	1	185-8187	03-25	
170-9724	03-52		185-8205	03-28	8
170-9724	03-52		185-8205	03-29	11

PART NO	FIG NO.	INDEX	PART NO	FIG NO.	INDEX
185-8221	03-45	1	2406-24-16	06-02	10
185-8280	03-36	3	245-7790	03-52	11
185-8280	03-37	3	245-7790	03-29	4
185-8281	03-37	2	245-7895	03-07	4
189-2690	03-41	28	2501-16-24	06-04	27
189-2690	03-31	3	2501-24-24	06-02	7
189-2693	03-19	12	251-0637	03-40	6
189-2694	03-19	6	252-9208	01-04	7
189-2864	03-34	18	255-2752	03-12	1
198-3899	03-07	2	255-2752	03-13	
1R-5998	03-34	19	256-6454	01-04	15
201-4391	03-41		259-7354	03-41	19
201-4391	03-31		259-7354	03-31	23
201-4417	03-34		267-7064	03-38	4
209-4588	01-04	19	267-8010	03-43	1
211273A	01-02	3	2700-16-16	06-04	20
213-0772	03-16	6	2703-04-04-04	06-04	25
228-7103	01-04	14	276-6740	01-04	17
229-9028	03-08	12	280-8618	03-34	41
234-6171	01-07	4	281-0791	03-49	12
234-6579	03-52	10	289-2347	01-04	1
234-6579	03-28	1	289-2348	01-04	3
235-8874	03-48	14	289-2349	01-04	4
235-8929	03-18	7	289-2360	01-04	2
235-8966	03-30	5	293-0597	01-04	23
235-9001	03-23	3	293-1139	03-48	6
2406-16-08	06-04	16	2BLV2006F	01-05	5
2406-24-12	06-02	9	2G-8767	04-01	12

PART NO	FIG NO.	INDEX	PART NO	FIG NO.	INDEX
2U-2552	03-39		324-5770	03-16	16
305-0419	03-49	29	324-5771	03-16	1
305-0446	03-01		324-5778	03-11	
305-0452	03-02		327-6436	03-11	2
305-0466	03-03		327-6463	03-29	16
316-8821	03-51	1	327-6464	03-29	8
316-8821	03-52		327-6465	03-29	2
316-8854	03-47	4	327-6466	03-29	12
316-8881	03-04		327-6467	03-29	15
316-8882	03-04	1	327-6470	03-30	13
316-8882	03-05		327-6471	03-30	10
316-8889	03-05	1	327-6472	03-30	1
316-8889	03-06		327-6475	03-28	
316-8892	03-06	2	327-6476	03-28	3
316-8894	03-05	4	327-6479	03-18	10
316-8894	03-07		327-6480	03-28	6
316-8897	03-07	1	327-6484	03-08	5
316-8922	03-01	1	327-6486	03-24	1
316-8930	03-17	5	327-6487	03-24	2
316-8931	03-20	1	327-6533	03-08	4
316-8932	03-20	5	327-6533	03-09	
316-8968	03-02	1	327-6534	03-08	1
316-8987	03-05	2	327-6535	03-08	11
316-8987	03-06	9	327-6536	03-08	9
316-8992	03-08		327-6537	03-08	6
319-1199	03-10		327-6540	03-03	1
320-1291	04-01	19	327-6550	03-34	23
324-3528	01-01	22	327-6550	03-35	

PART NO	FIG NO.	INDEX	PART NO	FIG NO.	INDEX
327-6551	03-14		333-4344	03-25	7
327-6554	03-23	4	333-4344	03-27	
327-6616	03-23	8	333-4345	03-27	1
327-6616	03-24		333-4345	03-28	
327-6618	03-08	3	333-4346	03-27	2
327-6625	03-44		333-4346	03-29	
327-6625	03-25	9	333-4347	03-27	3
327-6640	03-06	4	333-4347	03-30	
327-6642	03-06	6	333-4353	03-28	2
327-6643	03-06	8	333-4363	03-29	9
327-6645	03-07	9	333-4364	03-30	12
327-6646	03-07	5	333-4365	03-30	11
327-6647	03-07	3	333-4366	03-30	9
327-6648	03-07	7	334-6387	03-31	
327-9967	03-15	5	334-6388	03-44	1
328-0054	03-15		334-6388	03-45	
328-0246	03-11	8	334-6389	03-45	2
328-0246	03-12		334-6451	03-52	4
328-0247	03-16		334-6462	03-52	14
328-0397	03-10	2	334-6466	03-52	7
331-7979	03-23	11	334-6469	03-45	9
331-8008	03-23	1	334-6478	03-45	13
333-4161	03-25	6	334-6479	03-45	3
333-4161	03-26		334-6481	03-45	8
333-4176	03-26	9	334-6482	03-45	7
333-4179	03-06	5	334-6484	03-45	14
333-4180	03-07	6	334-6485	03-45	4
333-4181	03-07	8	334-6486	03-45	

PART NO	FIG NO.	INDEX	PART NO	FIG NO.	INDEX
334-6488	03-45		334-6535	03-31	18
334-6489	03-45		334-6536	03-41	17
334-6490	03-45	5	334-6536	03-31	24
334-6492	03-44	8	334-6537	03-41	21
334-6492	03-46		334-6537	03-31	20
334-6493	03-46	7	334-6538	03-41	4
334-6495	03-46	5	334-6538	03-31	6
334-6497	03-44	10	334-6542	03-34	24
334-6499	03-44	2	334-6546	03-34	9
334-6501	03-44	18	334-6549	03-34	7
334-6504	03-44	19	334-6550	03-34	32
334-6505	03-44	12	334-6551	03-34	28
334-6507	03-44	15	334-6552	03-34	25
334-6508	03-44	11	334-6552	03-36	
334-6509	03-44	14	334-6553	03-36	2
334-6526	03-41	26	334-6554	03-36	1
334-6526	03-31	1	334-6557	03-34	30
334-6527	03-41	25	334-6557	03-37	
334-6527	03-31	13	334-6558	03-37	1
334-6528	03-41	3	334-6559	03-37	5
334-6528	03-31	7	334-6562	03-34	16
334-6530	03-41		334-6564	03-34	27
334-6531	03-41	22	334-6565	03-34	33
334-6531	03-31	22	334-6566	03-34	3
334-6533	03-31	30	334-6567	03-34	4
334-6534	03-41	5	334-6568	03-34	11
334-6534	03-31	29	334-6568	03-38	
334-6535	03-41	15	336-1132	03-06	1

PART NO	FIG NO.	INDEX	PART NO	FIG NO.	INDEX
336-1206	03-08	10	342-3546	03-14	12
336-5895	03-16	13	342-3548	03-14	2
336-5964	03-43	2	342-3549	03-47	
338-0508	04-01	20	342-3549	03-25	3
340-6482	03-17		342-3550	03-47	7
340-6484	03-17	9	342-3551	03-47	8
340-6582	03-38	5	342-3552	03-47	9
340-6584	03-38	1	342-3564	03-26	6
340-6585	03-38	3	342-3601	03-15	8
340-6586	03-34	26	342-3747	03-28	11
340-6587	03-34	13	346-7359	03-30	2
340-6592	03-19	2	346-7361	03-28	9
340-6593	03-18	4	346-7363	03-28	14
340-6594	03-18	3	346-7366	03-28	13
340-6595	03-18	9	346-7372	03-29	5
340-6625	03-47	5	346-7375	03-34	22
340-6667	03-18		346-7375	03-39	
340-6714	03-53	1	346-7427	03-09	2
340-6714	03-54		346-7428	03-09	3
340-6715	03-54	3	346-7429	03-09	1
340-6718	03-54	2	346-7906	03-19	1
340-6719	03-54	5	346-7907	03-19	8
340-6720	03-53	3	346-7908	03-19	10
340-6725	03-53	2	346-7922	03-18	1
340-6727	03-47	6	346-7922	03-19	
340-6742	03-28	12	346-7924	03-19	9
341-3348	01-06	3	346-7953	03-40	
342-3067	03-15	4	346-7953	03-25	1

PART NO	FIG NO.	INDEX	PART NO	FIG NO.	INDEX
346-7957	03-26	5	357-3848	03-52	1
346-7976	03-40	2	357-3861	03-30	8
346-7998	03-26	1	357-3891	03-25	5
346-8025	03-52	6	357-3898	03-28	4
346-8025	03-53		357-3899	03-28	7
346-8030	03-47	10	357-3901	03-28	
346-8036	03-45	15	357-3964	03-28	15
346-8052	03-17	4	357-3966	03-29	7
346-8062	03-41		357-3975	03-28	10
346-8062	03-25	8	357-3977	03-21	1
346-8063	03-41	23	357-3977	03-22	
350-8461	03-12	2	357-4127	03-40	4
353-1845	03-34		358-7578	01-01	18
353-1845	03-25	2	360-8958	01-05	22
353-1846	03-17	1	360-8959	01-05	19
353-1852	03-20		360-8960	01-05	21
353-1887	03-34	44	363-2712	01-05	25
353-1910	03-11	6	363-9373	03-44	16
353-1972	03-21		363-9402	03-49	16
353-2020	03-38	7	363-9449	03-49	32
353-2024	03-34	47	363-9450	03-49	17
353-2045	03-23		363-9451	03-49	1
353-2046	03-23	15	363-9452	03-49	15
353-2046	03-25		363-9453	03-49	34
353-2087	03-20	3	363-9454	03-49	13
356-4944	03-49	4	363-9455	03-49	14
357-3845	03-52	13	363-9456	03-49	20
357-3847	03-52	8	363-9457	03-49	36

PART NO	FIG NO.	INDEX	PART NO	FIG NO.	INDEX
363-9458	03-49	35	363-9494	03-48	18
363-9459	03-49	7	363-9495	03-48	16
363-9460	03-49	24	363-9594	03-52	9
363-9461	03-49	10	363-9597	03-52	2
363-9462	03-49	30	363-9598	03-52	12
363-9463	03-49	28	368-3976	01-05	15
363-9464	03-49	33	369-0153	03-16	2
363-9465	03-49	18	372-4483	01-01	24
363-9466	03-49	8	372-9334	03-14	1
363-9467	03-49	41	372-9365	03-49	2
363-9468	03-49	40	377-8061	03-42	2
363-9469	03-49	38	383-3479	01-05	23
363-9470	03-49	23	383-5545	03-32	6
363-9471	03-49	25	383-5545	03-32	
363-9472	03-49	37	383-5556	03-32	1
363-9473	03-49	26	383-5577	03-32	5
363-9474	03-49	27	383-5578	03-32	5
363-9475	03-49	39	383-5579	03-32	6
363-9476	03-49	21	383-5580	03-32	7
363-9477	03-49	6	383-5581	03-32	8
363-9478	03-49	22	383-5582	03-32	4
363-9480	03-49	11	383-5583	03-32	3
363-9481	03-49	31	383-5631	03-14	13
363-9482	03-49	3	383-5632	03-14	11
363-9482	03-49	9	383-5644	03-38	6
363-9483	03-49	19	383-5650	03-41	27
363-9493	03-48	13	383-5650	03-31	2
363-9493	03-49		383-5651	03-32	2

PART NO	FIG NO.	INDEX	PART NO	FIG NO.	INDEX
383-5666	03-34	34	4I-1260	03-19	4
384-8512	01-05	9	4I-3090	03-40	5
389-2688	01-03	7	4I-3144	03-34	2
3E-8020	03-34	15	4I-4270	03-34	14
3S-2093	03-48	15	4I-4286	03-41	10
3S-2093	03-11	9	4I-4286	03-31	11
3S-2093	03-15	6	4I-4361	03-19	3
3S-2093	03-16	3	5406-HP-08	01-05	3
417-7956	03-48		5406-HP-08	02-05	16
422-2552	01-01	23	5406-HP-08	02-06	28
423-5588	03-48	7	5500-06-06-FG	01-05	4
423-6203	01-01	21	5A-3604	03-05	3
430-5703	03-44	4	5C-2890	03-46	3
430-9449	01-02	6	5C-7793	03-34	39
435-9945	03-48	12	5C-8312	03-44	7
447-1711	03-17	10	5C-9553	03-48	8
4503-16-16	01-07	5	5C-9553	03-26	8
451-2175	03-17	7	5D-4822	03-18	6
451-2175	03-20	7	5P-8500	03-11	7
451-2178	03-20	4	61-0260	01-07	1
453-1256	03-20	6	6400-04-06-O	06-02	22
453-1259	03-17	8	6400-04-06-O	06-02	30
453-4794	03-45	16	6400-04-06-O	06-03	21
461-5589	03-50		6400-04-06-O	06-04	1
462-1171	01-07	2	6400-04-06-O	06-06	15
472-1506	03-51		6400-08-10-O	06-03	12
4B-4278	03-34	35	6400-08-10-O	06-04	28
4I-1205	03-34	37	6400-08-12-O	06-04	23

PART NO	FIG NO.	INDEX	PART NO	FIG NO.	INDEX
6400-12-12-O	06-03	1	6G-2256	04-01	11
6400-12-12-O	06-03	17	6G-2263	04-01	13
6400-12-12-O	06-06	1	6I-5342	03-19	11
6400-12-12-O	06-06	11	6V-3265	03-21	2
6400-16-16-O	06-04	22	6V-3265	03-22	3
6402-08-08-O	06-04	15	6V-5683	03-39	
6410-20-16	06-04	10	6V-8202	03-04	2
6500-16-16	06-04	21	6V-8231	03-14	4
6602-04-04-04	06-02	21	6V-9491	03-15	2
6602-16-16-16	06-04	19	7I-2673	03-15	1
6602-24-24-24	06-02	8	7K-1181	03-10	3
6801-04-06-N W O- FG	06-06	13	7N-0719	08-05	16
6801-04-06-NWO-FG	06-03	19	7T-6799	03-13	1
6801-08-08-N W O- FG	06-04	11	7X-7729	03-48	2
6801-08-08-N W O- FG	06-04	11	7X-7729	03-08	7
6801-08-12-NWO-FG	06-04	2	7Y-3470	03-14	8
6801-12-12-N W O- FG	06-02	29	7Y-3472	03-14	5
6801-12-12-N W O- FG	06-02	31	7Y-3474	03-22	5
6801-12-12-N W O- FG	06-02	31	7Y-5505	03-15	9
6801-12-12-N W O- FG	06-03	23	7Y-8561	03-46	1
6801-12-12-NWO-FG	06-06	17	840-450	01-04	12
6801-16-16-N W O- FG	06-02	15	840-500	01-04	21
6801-16-16-N W O- FG	06-02	15	840-600	01-04	6
6804-08-10-08-N W O	06-03	14	8C-7581	03-11	4
6804-08-10-08-N W O	06-03	14	8T-0337	03-15	10
6804-12-12-12-N W O	06-02	32	8T-4121	03-48	5
6804-12-12-12-N W O	06-02	32	8T-4121	03-50	2
6804-16-16-16-N W O	06-04	8	8T-4121	03-01	2

PART NO	FIG NO.	INDEX	PART NO	FIG NO.	INDEX
8T-4121	03-02	3	8T-4648	03-23	16
8T-4121	03-16	12	8T-4779	03-34	20
8T-4121	03-17	2	8T-4984	01-01	17
8T-4121	03-21	3	8T-6703	01-01	20
8T-4121	03-22	2	8T-8442	03-48	3
8T-4121	03-23	5	8T-8729	03-13	3
8T-4121	03-26	3	8T-8737	03-13	4
8T-4133	03-34	36	8Y-6352	03-29	6
8T-4136	03-48	1	9K-0700	03-21	5
8T-4136	03-08	8	9X-2041	03-34	8
8T-4137	03-34	1	9X-2041	03-44	9
8T-4137	03-16	11	9X-2041	03-52	3
8T-4137	03-26	4	9X-2041	03-25	
8T-4171	03-16	15	9X-2041	03-26	2
8T-4179	03-23	13	9X-2042	03-34	17
8T-4182	04-01	14	9X-2042	03-40	1
8T-4190	03-23	9	9X-2042	03-41	13
8T-4191	03-48	4	9X-2042	03-44	3
8T-4191	03-50	3	9X-2042	03-45	12
8T-4191	03-02	2	9X-2042	03-45	
8T-4191	03-17	3	9X-2042	03-54	4
8T-4191	03-21	4	9X-2042	03-11	1
8T-4191	03-22	1	9X-2042	03-14	10
8T-4191	03-23	6	9X-2042	03-15	13
8T-4192	03-23	14	9X-2042	03-18	8
8T-4195	03-01	3	9X-2042	03-29	3
8T-4223	03-23	12	9X-2042	03-30	4
8T-4224	03-18	2	9X-2042	03-31	15

PART NO	FIG NO.	INDEX	PART NO	FIG NO.	INDEX
9X-2043	03-51	4	A-03613-113	01-06	1
9X-2044	03-45	6	A-03613-114	02-06	21
9X-2044	03-14	3	A-03613-115	02-06	16
9X-2045	03-19	14	A-03613-165	01-06	9
9X-2616	03-06	7	A-03613-705	02-06	15
9X-6153	03-39		A-03614-120	01-01	25
9X-8256	03-35	2	A-03614-121	01-01	19
9X-8256	03-46	4	A-03614-122	01-01	16
9X-8256	03-48	9	A-03614-211	02-07	12
9X-8256	03-16	14	A-03614-212	02-07	13
9X-8256	03-26	7	A-03614-700	01-01	26
9X-8257	03-34	21	A-03614-750	01-01	15
9X-8257	03-23	10	A-03615-115	02-05	1
A-03671-102	07-01	35	A-03615-187	02-05	12
A-03603-700	09-01	1	A-03615-211	01-05	28
A-03611-192	01-01	11	A-03615-212	01-05	26
A-03611-193	01-01	13	A-03615-701	01-05	27
A-03611-197	01-01	9	A-03615-801	01-05	7
A-03611-700	01-01	12	A-03615-802	01-05	1
A-03612-119	01-04	16	A-03615-810	01-05	32
A-03612-123	01-04	8	A-03615-811	01-05	24
A-03612-200	01-04	20	A-03616-700	06-01	20
A-03612-700	01-04	13	A-03616-701	06-01	21
A-03612-701	01-04	18	A-03616-710	06-01	4
A-03612-702	01-04	22	A-03625-805	08-06	1
A-03613-108	01-06	10	A-03625-850	03-43	8
A-03613-109	01-06	4	A-03625-900	08-05	7
A-03613-110	01-06	8	A-03625-901	08-05	24

PART NO	FIG NO.	INDEX	PART NO	FIG NO.	INDEX
A-03625-902	08-05	26	A-03652-116	08-05	1
A-03625-903	08-05	25	A-03652-173	02-04	5
A-03625-904	08-05	27	A-03652-181	02-07	14
A-03625-905	08-05	15	A-03652-183	02-02	7
A-03625-906	08-05	19	A-03652-184	02-02	12
A-03625-907	08-05	28	A-03652-271	02-04	10
A-03625-908	08-05	20	A-03652-272	02-04	1
A-03625-909	08-05	12	A-03652-273	02-04	20
A-03625-911	08-05	18	A-03652-274	02-04	13
A-03633-149	05-01	3	A-03652-281	02-04	16
A-03633-200	05-01	4	A-03652-282	02-04	18
A-03635-148	05-02	3	A-03652-283	02-04	19
A-03651-100	02-01	32	A-03652-284	02-04	15
A-03651-110	02-09	1	A-03652-383	02-02	3
A-03651-118	05-04	1	A-03652-612	02-02	19
A-03651-160	05-03	5	A-03652-701	02-02	18
A-03651-161	02-01	9	A-03653-794	03-43	6
A-03651-161	02-09	5	A-03661-705	06-01	12
A-03651-194	02-01	25	A-03661-711	06-01	19
A-03651-195	02-09	12	A-03661-712	06-01	17
A-03651-261	05-03	1	A-03662-703	06-02	23
A-03651-514	02-01	12	A-03663-750	06-01	8
A-03651-514	02-09	6	A-03665-102	02-02	14
A-03651-515	02-01	20	A-03666-188	02-06	1
A-03651-515	02-09	16	A-03667-701	06-03	24
A-03651-516	02-01	19	A-03667-701	06-06	18
A-03651-516	02-09	20	A-03667-702	06-05	5
A-03652-104	02-07	1	A-03667-703	06-05	6

PART NO	FIG NO.	INDEX	PART NO	FIG NO.	INDEX
A-03667-704	06-03	20	A-03667-728	06-02	13
A-03667-704	06-06	14	A-03667-729	06-02	12
A-03667-705	06-03	22	A-03667-910	06-02	16
A-03667-705	06-06	16	A-03667-912	06-02	17
A-03667-706	06-02	25	A-03667-913	06-02	18
A-03667-707	06-04	24	A-03667-914	06-02	19
A-03667-708	06-02	2	A-03667-920	06-03	25
A-03667-709	06-02	5	A-03667-920	06-06	19
A-03667-710	06-01	1	A-03667-922	06-03	26
A-03667-711	06-04	4	A-03667-922	06-06	20
A-03667-712	06-03	10	A-03667-923	06-03	27
A-03667-712	06-06	10	A-03667-923	06-06	21
A-03667-713	06-04	17	A-03667-924	06-03	28
A-03667-714	06-04	9	A-03667-924	06-06	22
A-03667-715	06-02	3	A-03667-930	06-05	1
A-03667-716	06-04	3	A-03667-932	06-05	2
A-03667-717	06-02	11	A-03667-933	06-05	3
A-03667-718	06-04	18	A-03667-934	06-05	4
A-03667-719	06-04	13	A-03667-940	06-05	7
A-03667-720	06-02	28	A-03667-942	06-05	8
A-03667-721	06-03	2	A-03667-943	06-05	9
A-03667-721	06-06	2	A-03667-944	06-05	10
A-03667-722	06-02	20	A-03667-999	06-04	26
A-03667-723	06-02	24	A-03669-105	02-03	16
A-03667-724	06-03	11	A-03669-151	02-03	15
A-03667-725	06-03	16	A-03669-189	02-03	8
A-03667-726	06-03	15	A-03669-700	06-04	12
A-03667-727	06-02	14	A-03671-101	02-01	2

PART NO	FIG NO.	INDEX	PART NO	FIG NO.	INDEX
A-03671-103	07-01	1	A-04215-806	01-05	20
A-03671-104	07-01	6	A-04217-112	01-03	8
A-03671-108	07-01	5	A-04217-120	01-03	1
A-03671-113	07-01	36	A-04217-121	01-03	3
A-03671-114	07-01	15	A-04217-200	01-03	2
A-03692-111	04-01	5	A-04225-700	02-03	3
A-03692-112	04-01	5	A-04225-701	02-03	18
A-03692-113	04-01	4	A-04225-702	02-03	19
A-03692-713	04-01	22	A-04225-703	08-07	18
A-03692-716	04-01	18	A-04225-704	03-16	17
A-03692-717	04-01	7	A-04225-705	03-51	3
A-03692-718	04-01	15	A-04225-706	03-11	5
A-03692-719	04-01	16	A-04225-707	03-16	18
A-03699-211	02-03	10	A-04225-708	02-06	29
A-03699-212	02-03	9	A-04225-710	08-07	1
A-03699-213	02-03	11	A-04225-720	08-05	8
A-03699-801	02-02	20	A-04225-721	08-05	9
A-04211-216	01-07	3	A-04225-725	08-05	10
A-04211-706	01-07	8	A-04225-800	08-02	1
A-04211-736	01-07	7	A-04225-801	08-04	1
A-04213-701	01-06	2	A-04225-802	08-03	1
A-04215-220	02-05	8	A-04225-803	08-01	1
A-04215-705	02-05	18	A-04225-810	03-16	9
A-04215-706	01-05	8	A-04225-812	03-16	7
A-04215-706	02-05	17	A-04225-812	08-05	21
A-04215-803	01-05	10	A-04225-813	03-16	8
A-04215-804	01-05	13	A-04225-813	08-05	23
A-04215-805	01-05	14	A-04225-814	03-16	10

PART NO	FIG NO.	INDEX	PART NO	FIG NO.	INDEX
A-04225-814	08-05	22	A-04261-706	06-02	33
A-04225-815	08-07	9	A-04261-707	06-02	34
A-04225-850	08-05	31	A-04262-700	06-02	26
A-04225-851	08-05	17	A-04262-701	06-03	18
A-04251-114	02-01	21	A-04262-701	06-06	12
A-04251-114	02-09	10	A-04262-702	06-04	14
A-04252-103	08-05	6	A-04265-700	06-03	8
A-04252-118	02-03	7	A-04265-700	06-06	8
A-04252-142	05-05	4	A-04265-701	06-03	9
A-04252-209	02-07	9	A-04265-701	06-06	9
A-04252-234	08-07	6	A-04265-702	06-03	7
A-04252-702	02-02	1	A-04265-702	06-06	7
A-04252-702	02-04	11	A-04266-200	02-06	9
A-04252-703	02-03	17	A-04266-700	02-06	11
A-04252-703	02-07	15	A-04266-705	02-06	27
A-04252-704	08-05	29	A-04266-707	02-06	10
A-04252-705	02-04	12	A-04266-720	02-06	13
A-04252-708	08-07	5	A-04266-721	02-06	14
A-04252-753	02-07	11	A-04266-723	02-06	12
A-04252-754	02-07	10	A-04267-750	02-06	25
A-04253-129	02-08	6	A-04267-751	02-06	31
A-04253-131	03-11	3	A-04267-910	06-03	3
A-04253-221	02-08	9	A-04267-910	06-06	3
A-04253-224	02-08	7	A-04267-912	06-03	4
A-04253-225	02-08	10	A-04267-912	06-06	4
A-04253-226	02-08	4	A-04267-913	06-03	5
A-04253-701	02-08	8	A-04267-913	06-06	5
A-04261-704	06-01	13	A-04267-914	06-03	6

PART NO	FIG NO.	INDEX
A-04267-914	06-06	6
A-04271-250	07-01	13
A-04291-700	01-02	1
A-04291-704	01-02	2
A-04292-714	04-01	6
A-04292-715	04-01	8
A-04315-820	01-05	11
A-04315-829	01-05	12
A-04315-850	01-05	18
A-04325-990	08-05	30
A-04352-143	02-03	2
A-04352-384	02-03	1
A-04352-716	08-07	8
A-04352-718	08-07	10
A-04392-212	04-01	21
A-04392-712	04-01	17
A-08013-703	02-06	19
A-08052-711	08-07	7
H001660	01-04	5
HSS20	01-07	6
M177A	08-01	2

THIS PAGE INTENTIONALLY LEFT BLANK

MST-1500VD/VDL PARTS LIST

Document No. MA1500VDT4F-00P

First Edition: FINAL June, 2017

Issued by: Morooka America, LLC
10487 Washington Hwy.
Glen Allen, VA 23059
USA

No part of this manual can be reproduced in any form without permission.

